INDUCTION MOTOR

25W □80mm

LEAD WIRE TYPE
TERMINAL BOX TYPE

K8IS25N□

K8IS25N□–T, T5

SPECIFICATIONS

25W 연속정격, 4극

Model		Voltage (V)	Frequency (Hz)	Current (A)	Start T. (N·m/kgf·cm)	Rated T. (N·m/kgf·cm)	Speed (rpm)	Condenser (㎌)
K8I□25NJ(–T, –T5)	단상	100	50	0.59	0.11/1.1	0.195/1.95	1250	7
			60	0.54		0.16/1.6	1550	
K8I□25NU(–T, –T5)		110	60	0.48	0.09/0.9	0.165/1.65	1500	5
		115		0.5	0.095/0.95			
K8I□25NL(–T, –T5)		200	50	0.26	0.115/1.15	0.195/1.95	1250	1.8
			60	0.28		0.16/1.6	1550	
K8I□25NC(–T, –T5)		220	50	0.28	0.11/1.1	0.195/1.95	1250	1.5
			60	0.25		0.16/1.6	1550	
		230	50	0.29	0.12/1.2	0.195/1.95	1250	
			60	0.26		0.16/1.6	1550	
K8I□25ND(–T, –T5)		240	50	0.3	0.11/1.1	0.195/1.95	1250	1.2
K8I□25NT(–T, –T5)	삼상	200	50	0.27	0.5/5	0.19/1.9	1300	–
			60	0.24	0.4/4	0.16/1.6	1550	
K8I□25NH(–T, –T5)		220	50	0.28	0.6/6	0.185/1.85	1350	–
			60	0.24	0.48/4.8	0.155/1.55	1600	
		230	50	0.29	0.65/6.5	0.185/1.85	1350	
			60	0.25	0.52/5.2	0.155/1.55	1600	
K8I□25NM(–T, –T5)		380	50	0.17	0.6/6	0.19/1.9	1300	–
			60	0.14	0.48/4.8	0.155/1.55	1600	
K8I□25NV(–T, –T5)		400	50	0.17	0.73/7.3	0.19/1.9	1300	–
			60	0.15	0.6/6	0.155/1.55	1600	
K8I□25NQ(–T, –T5)		415	50	0.13	0.55/5.5	0.19/1.9	1300	–
			60	0.11	0.4/4	0.155/1.55	1600	
K8I□25NZ(–T, –T5)		440	50	0.14	0.63/6.3	0.19/1.9	1300	–
			60	0.12	0.5/5	0.155/1.55	1600	

* □ : SHAFT 형상 (S : STRAIGHT, G : PINION)
* 삼상 380V이상 사양의 MOTOR는 INVERTER와의 조합에서는 사용 할 수 없습니다. MOTOR 권선의 절연이 열화되어 파손될 가능성이 있습니다.

RATED TORQUE OF GEARHEAD

● 50Hz

단위 = 상단 : N·m / 하단 : kgf·cm

Model / Motor/Gearhead	Speed(rpm)	500	416	300	250	200	166	150	120	100	83	75	60	50	41	37	30	25	20	16	15	12.5	10	8.3	7.5	6
	Ratio	3	3.6	5	6	7.5	9	10	12.5	15	18	20	25	30	36	40	50	60	75	90	100	120	150	180	200	250
K8I□25N□(–T, –T5) K8G□B(C)		0.45	0.54	0.75	0.90	1.12	1.35	1.50	1.87	2.25	2.70	2.70	3.37	4.05	4.86	5.39	6.07	7.28	8	8	8	8	8	8	8	8
		4.5	5.4	7.5	9.0	11.2	13.5	15.0	18.7	22.5	27.0	27.0	33.7	40.5	48.6	53.9	60.7	72.8	80	80	80	80	80	80	80	80

● 60Hz

단위 = 상단 : N·m / 하단 : kgf·cm

Model / Motor/Gearhead	Speed(rpm)	600	500	360	300	240	200	180	144	120	100	90	72	60	50	45	36	30	24	20	18	15	12	10	9	7.2
	Ratio	3	3.6	5	6	7.5	9	10	12.5	15	18	20	25	30	36	40	50	60	75	90	100	120	150	180	200	250
K8I□25N□(–T, –T5) K8G□B(C)		0.38	0.45	0.63	0.75	0.94	1.13	1.26	1.57	1.88	2.26	2.26	2.82	3.39	4.07	4.52	5.08	6.10	7.63	8	8	8	8	8	8	8
		3.8	4.5	6.3	7.5	9.4	11.3	12.6	15.7	18.8	22.6	22.6	28.2	33.9	40.7	45.2	50.8	61.0	76.3	80	80	80	80	80	80	80

* GEARHEAD·DECIMAL GEARHEAD는 별매입니다.
* GEARHEAD의 품명중 □에는 감속비가 들어갑니다.
* 색이 MOTOR와 같은 방향, 그 외에는 반대 방향입니다.
* 표의 감속비보다 더 감속하고자 할 경우는 GEARHEAD와 MOTOR 사이에 감속비 10의 DECIMAL GEARHEAD를 설치할 수 있습니다.
  이 경우의 허용 TORQUE는 8 N·m / 80 kgf·cm 입니다. 단, 1/20 ~ 1/40의 GEARHEAD를 설치한 경우는 6 N·m / 60 kgf·cm 입니다.
* 회전수는 MOTOR의 동기 회전수 (50 Hz : 1500 rpm, 60 Hz : 1800 rpm)를 기준으로 하여 감속비로 나누어서 계산하였습니다.
  실제의 회전수는 부하의 크기에 따라서 표시된 수치보다 2~20% 적습니다.

GEARHEAD

DIMENSIONS

K8IS25N□

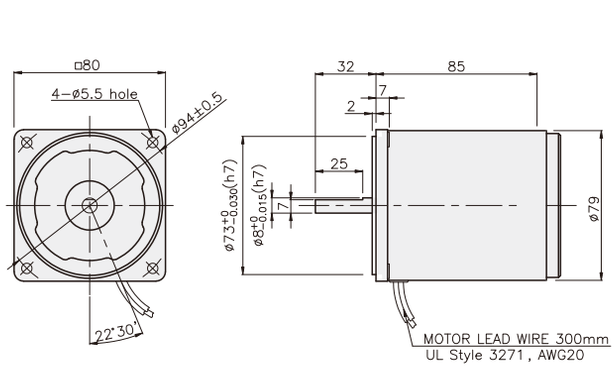

K8IS25N□-T

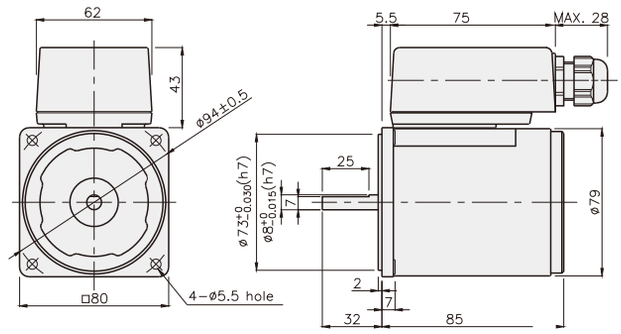

K8IS25N□-T5

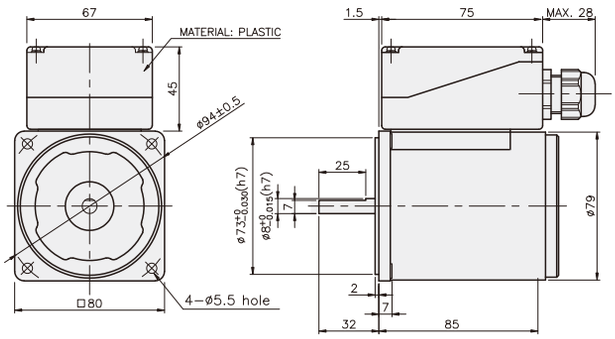

CONNECTION DIAGRAMS

K8IS25N□

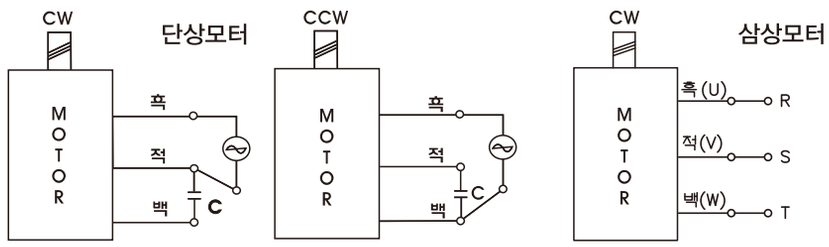

회전방향은 출력축에서 볼 경우

CCW는 U,V,W중 2선을 바꾸어 결선

K8IS25N□-T

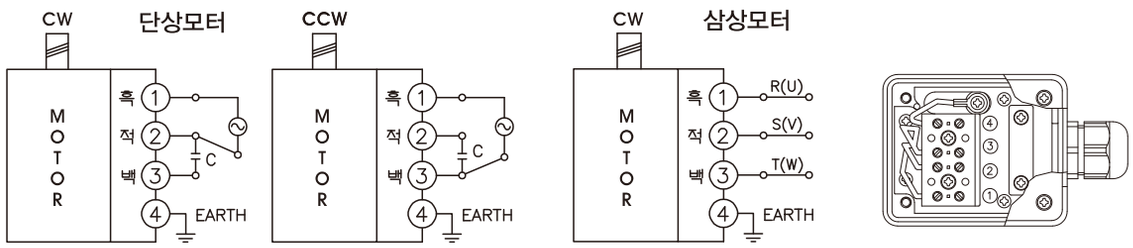

회전방향은 출력축에서 볼 경우

CCW는 U,V,W중 2선을 바꾸어 결선

K8IS25N□-T5

단상모터

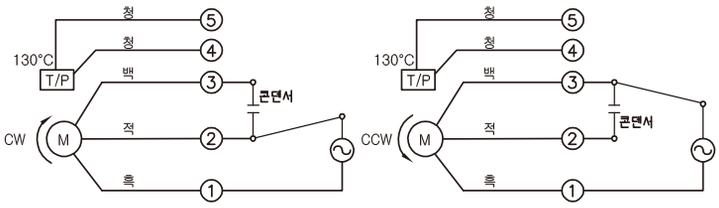

회전방향은 출력축에서 볼 경우

삼상모터

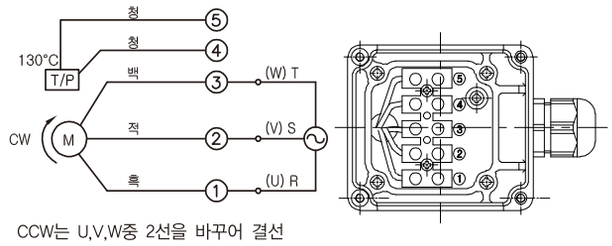

CCW는 U,V,W중 2선을 바꾸어 결선

GEARHEAD

DIMENSIONS

K8G□B(C)

DECIMAL GEARHEAD

K8G10BX

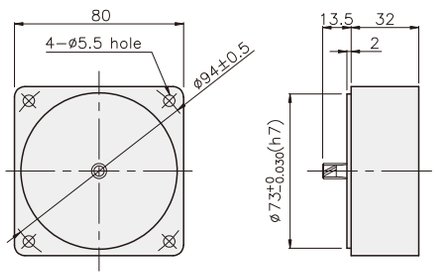

GEARHEAD

K8G□B(C)

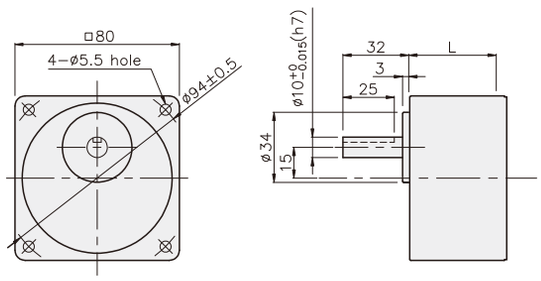

KEY SPEC

● KEY

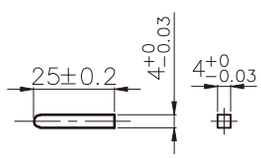

● KEY GROOVE

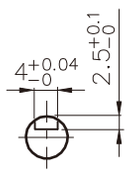

GEARHEAD

DIMENSIONS

K8IG25N□ + K8G□B(C)

K8IG25N□-T(-T5) + K8G□B(C)

K8IG25N□ + K8G□B(C)

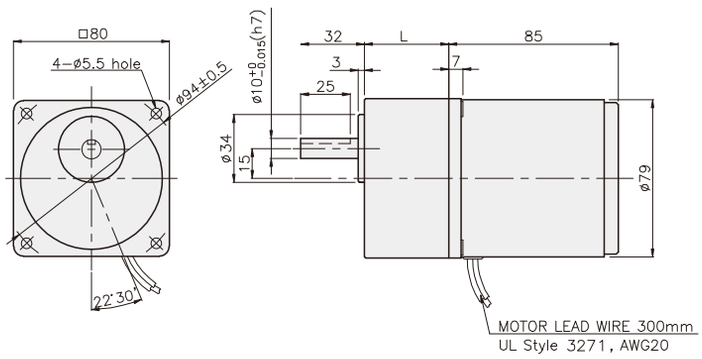

치수도표

품번	L	적용기종	취부 BOLT
01	32	K8G3~18B(C)	M5 P0.8 X 50
02	42.5	K8G20~250B(C)	M5 P0.8 X 65
03	32	K8G10BX	M5 P0.8 X 95

무게

PART		WEIGHT(kg)
MOTOR		1.58
DECIMAL GEARHEAD		0.46
GEAR HEAD	K8G3~18B(C)	0.51
	K8G20~40B(C)	0.64
	K8G50~250B(C)	0.70

K8IG25N□-T + K8G□B(C)

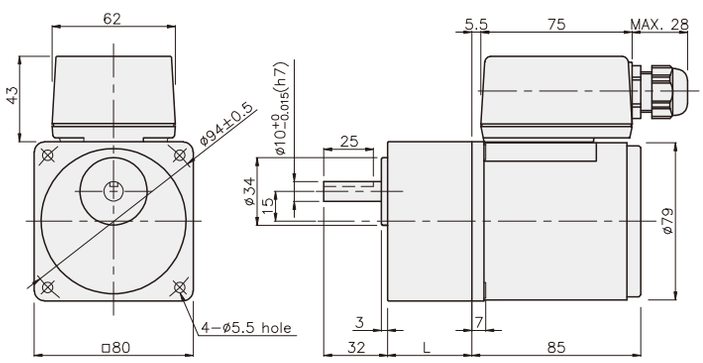

치수도표

품번	L	적용기종	취부 BOLT
01	32	K8G3~18B(C)	M5 P0.8 X 50
02	42.5	K8G20~250B(C)	M5 P0.8 X 65
03	32	K8G10BX	M5 P0.8 X 95

무게

PART		WEIGHT(kg)
MOTOR		1.76
DECIMAL GEARHEAD		0.46
GEAR HEAD	K8G3~18B(C)	0.51
	K8G20~40B(C)	0.64
	K8G50~250B(C)	0.70

K8IG25N□-T5 + K8G□B(C)

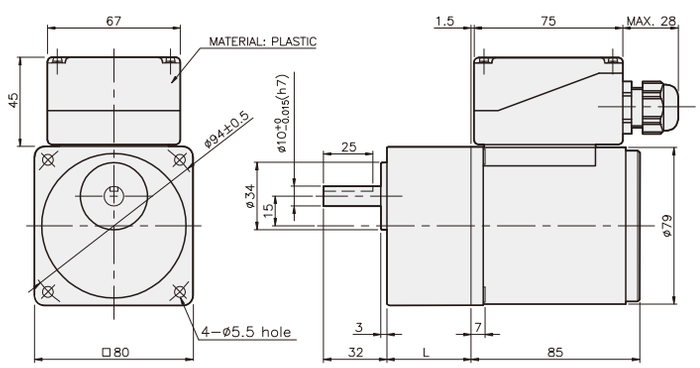

치수도표

품번	L	적용기종	취부 BOLT
01	32	K8G3~18B(C)	M5 P0.8 X 50
02	42.5	K8G20~250B(C)	M5 P0.8 X 65
03	32	K8G10BX	M5 P0.8 X 95

무게

PART		WEIGHT(kg)
MOTOR		1.76
DECIMAL GEARHEAD		0.46
GEAR HEAD	K8G3~18B(C)	0.51
	K8G20~40B(C)	0.64
	K8G50~250B(C)	0.70

GGM GGM GEARED MOTOR

INDUCTION MOTOR

40W □80mm LEAD WIRE TYPE

K8I□40F□

SPECIFICATIONS

40W 연속정격, 4극

Model		Out Put (W)	Voltage (V)	Frequency (Hz)	Current (A)	Start T. (N*m/Kgf*cm)	Rated T. (N*m/Kgf*cm)	Speed (rpm)	Condenser (㎌)
K8I□40FC	단상	40	220	50	0.45	0.23	0.315	1250	2.5
						2.30	3.15		
				60	0.43	0.23	0.255	1550	
						2.30	2.55		
			230	50	0.50	0.27	0.315	1250	
						2.70	3.15		
				60	0.45	0.24	0.255	1500	
						2.40	2.55		
K8I□40FH	삼상	40	220	50	0.48	0.97	0.294	1300	—
						9.70	2.90		
				60	0.35	0.71	0.245	1600	
						7.10	2.45		
			230	50	0.50	1.01	0.300	1300	
						10.1	3.00		
				60	0.37	0.74	0.245	1600	
						7.40	2.45		
K8I□40FM			380	50	0.26	0.76	0.300	1300	—
						7.60	3.00		
				60	0.20	0.66	0.245	1600	
						6.60	2.45		

* □ : SHAFT 형상 (S : STRAIGHT, G : PINION)
* 삼상 380V이상 사양의 MOTOR는 INVERTER와의 조합에서는 사용 할 수 없습니다. MOTOR 권선의 절연이 열화되어 파손될 가능성이 있습니다.

DIMENSIONS & CONNECTION DIAGRAMS

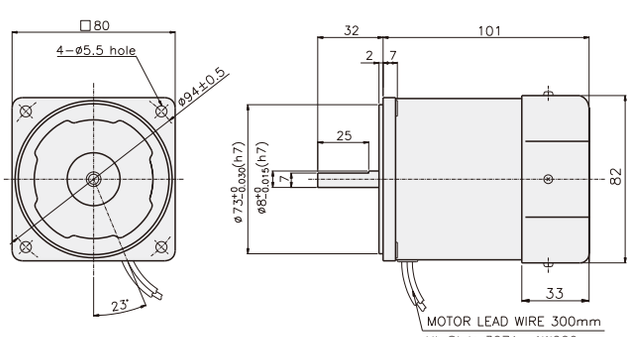

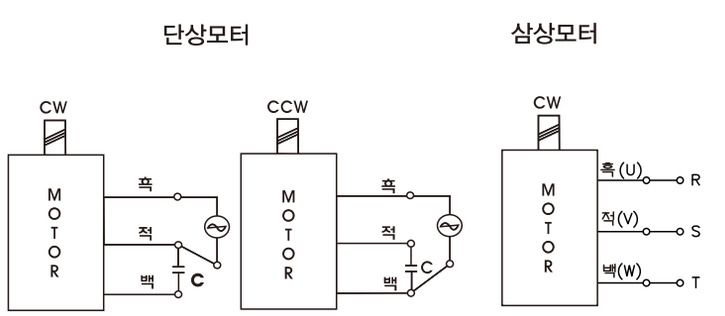

회전방향은 출력축에서 볼 경우

CCW는 U,V,W중 2선을 바꾸어 결선

GEARHEAD

DIMENSIONS

K8G□B(C)

K8IG40F□ + K8G□B(C)

DECIMAL GEARHEAD

K8G10BX

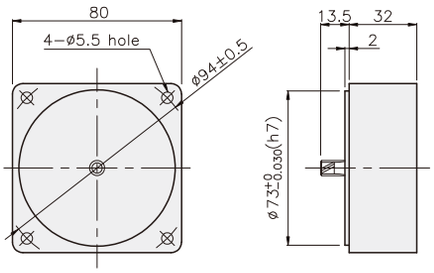

GEARHEAD

K8G□B(C)

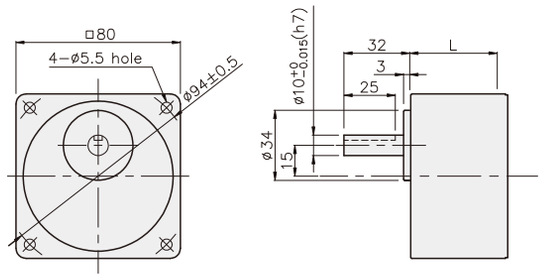

KEY SPEC

● KEY

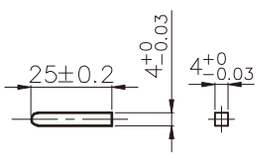

● KEY GROOVE

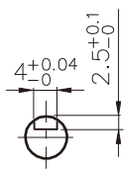

K8IP40F□ + K8G□B(C)

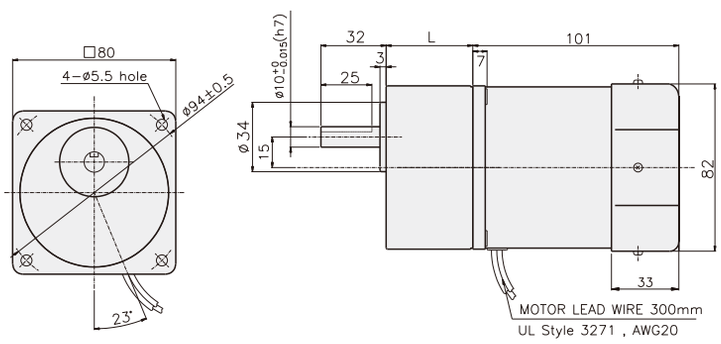

치수도표

품번	L	적용기종	취부 BOLT
01	32	K8G3~18B(C,M)	M5 P0.8 X 50
02	42.5	K8G20~250B(C,M)	M5 P0.8 X 65

무게

PART		WEIGHT(kg)
MOTOR		1.70
DECIMAL GEARHEAD		0.46
GEAR HEAD	K8G3~18B(C)	0.51
	K8G20~40B(C)	0.64
	K8G50~250B(C)	0.70

REVERSIBLE MOTOR

25W □80mm

LEAD WIRE TYPE
TERMINAL BOX TYPE

K8RS25N□

K8RS25N□–T, T5

SPECIFICATIONS

25W 30분 정격, 4극

Model		Voltage (V)	Frequency (Hz)	Current (A)	Start T. (N·m/kgf·cm)	Rated T. (N·m/kgf·cm)	Speed (rpm)	Condenser (㎌)
K8R□25NJ(–T, –T5)	단상	100	50	0.65	0.15/1.5	0.195/1.95	1250	10
			60	0.74		0.165/1.65	1500	
K8R□25NU(–T, –T5)		110	60	0.51	0.13/1.3	0.165/1.65	1500	6
		115		0.54				
K8R□25NL(–T, –T5)		200	50	0.33	0.16/1.6	0.195/1.95	1250	2.5
			60	0.37		0.16/1.6	1550	
K8R□25NC(–T, –T5)		220	50	0.29	0.15/1.5	0.195/1.95	1250	2
			60	0.34		0.165/1.65	1500	
		230	50	0.35	0.165/1.65	0.195/1.95	1250	
			60	0.34		0.165/1.65	1500	
K8R□25ND(–T, –T5)		240	50	0.32	0.15/1.5	0.19/1.9	1300	1.5

* □ : SHAFT 형상(S : STRAIGHT, G : PINION)

RATED TORQUE OF GEARHEAD

● 50Hz

단위 = 상단 : N·m / 하단 : kgf·cm

Model	Speed(rpm)	500	416	300	250	200	166	150	120	100	83	75	60	50	41	37	30	25	20	16	15	12.5	10	8.3	7.5	6
Motor/ Gearhead	Ratio	3	3.6	5	6	7.5	9	10	12.5	15	18	20	25	30	36	40	50	60	75	90	100	120	150	180	200	250
K8R□25N□(–T, –T5)		0.46	0.55	0.77	0.92	1.15	1.39	1.54	1.92	2.31	2.77	2.77	3.46	4.16	4.99	5.54	6.23	7.48	8	8	8	8	8	8	8	8
K8G□B(C)		4.6	5.5	7.7	9.2	11.5	13.9	15.4	19.2	23.1	27.7	27.7	34.6	41.6	49.9	55.4	62.3	74.8	80	80	80	80	80	80	80	80

● 60Hz

단위 = 상단 : N·m / 하단 : kgf·cm

Model	Speed(rpm)	600	500	360	300	240	200	180	144	120	100	90	72	60	50	45	36	30	24	20	18	15	12	10	9	7.2
Motor/ Gearhead	Ratio	3	3.6	5	6	7.5	9	10	12.5	15	18	20	25	30	36	40	50	60	75	90	100	120	150	180	200	250
K8R□25N□(–T, –T5)		0.39	0.47	0.65	0.78	0.97	1.17	1.30	1.62	1.94	2.33	2.33	2.92	3.50	4.20	4.67	5.25	6.30	7.87	8	8	8	8	8	8	8
K8G□B(C)		3.9	4.7	6.5	7.8	9.7	11.7	13.0	16.2	19.4	23.3	23.3	29.2	35.0	42.0	46.7	52.5	63.0	78.7	80	80	80	80	80	80	80

* GEARHEAD·DECIMAL GEARHEAD는 별매입니다.
* GEARHEAD의 품명중 □에는 감속비가 들어갑니다.
* ▭ 색이 MOTOR와 같은 방향, 그 외에는 반대 방향입니다.
* 표의 감속비보다 더 감속하고자 할 경우는 GEARHEAD와 MOTOR 사이에 감속비 10의 DECIMAL GEARHEAD를 설치할 수 있습니다.
  이 경우의 허용 TORQUE는 8 N·m / 80 kgf·cm 입니다. 단, 1/20 ~ 1/40의 GEARHEAD를 설치한 경우는 6 N·m / 60 kgf·cm 입니다.
* 회전수는 MOTOR의 동기 회전수 (50 Hz : 1500 rpm, 60 Hz : 1800 rpm)를 기준으로 하여 감속비로 나누어서 계산하였습니다.
  실제의 회전수는 부하의 크기에 따라서 표시된 수치보다 2~20% 적습니다.

GEARHEAD

DIMENSIONS

K8RS25N□

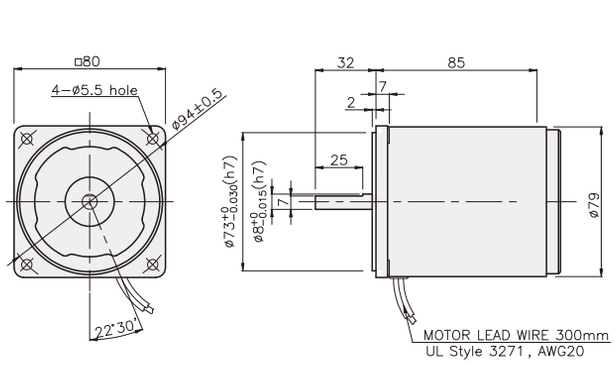

K8RS25N□-T

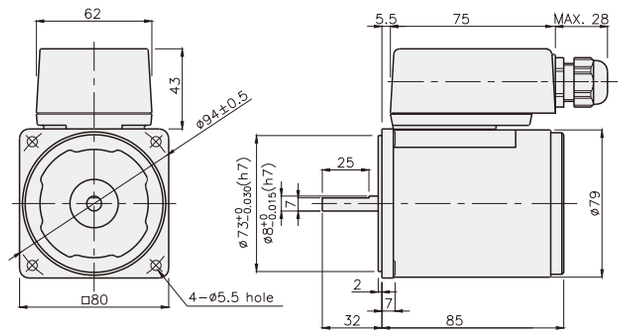

K8RS25N□-T5

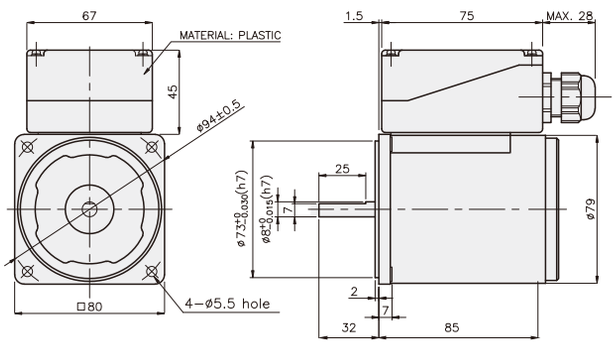

CONNECTION DIAGRAMS

K8RS25N□

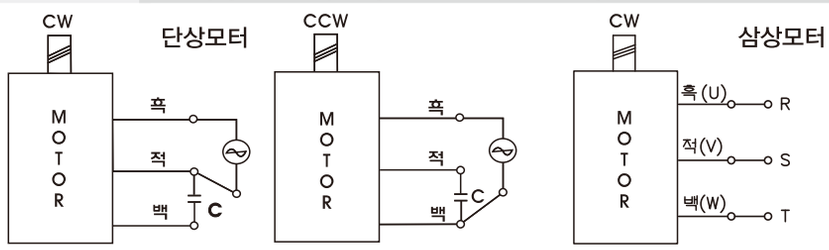

회전방향은 출력축에서 볼 경우

CCW는 U,V,W중 2선을 바꾸어 결선

K8RS25N□-T

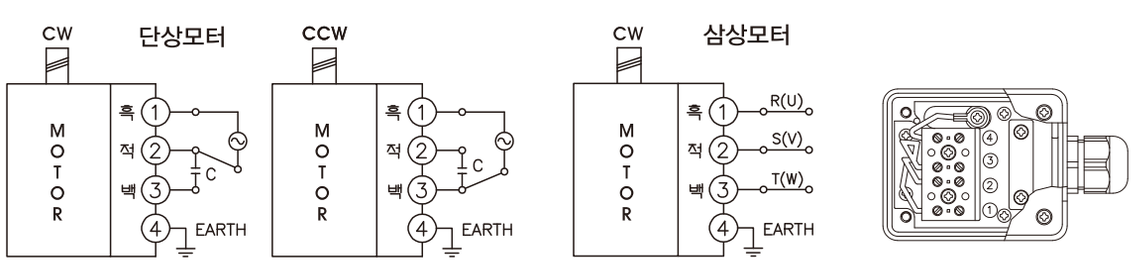

회전방향은 출력축에서 볼 경우

CCW는 U,V,W중 2선을 바꾸어 결선

K8RS25N□-T5

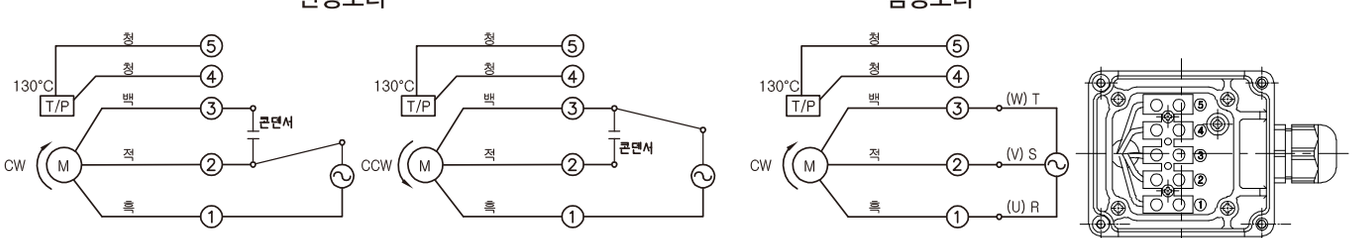

회전방향은 출력축에서 볼 경우

CCW는 U,V,W중 2선을 바꾸어 결선

GEARHEAD

DIMENSIONS

K8G□B(C)

DECIMAL GEARHEAD

K8G10BX

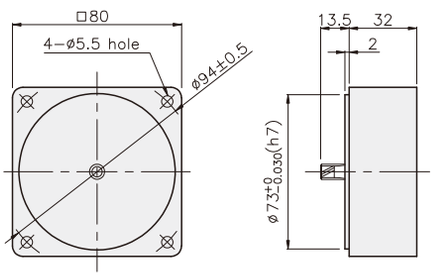

GEARHEAD

K8G□B(C)

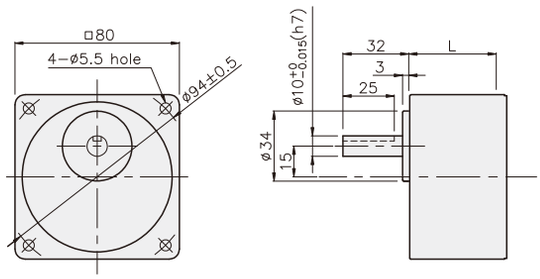

KEY SPEC

● KEY

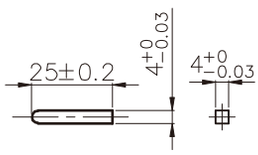

● KEY GROOVE

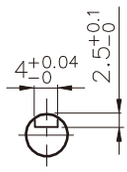

GEARHEAD

DIMENSIONS

K8RG25N□ + K8G□B(C)



K8RG25N□–T(–T5) + K8G□B(C)

K8RG25N□ + K8G□B(C)

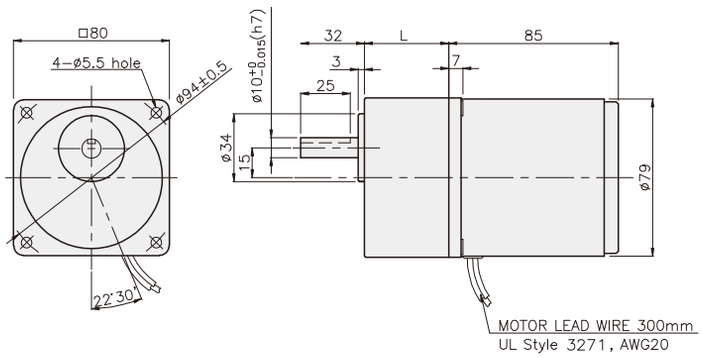

치수도표

품번	L	적용기종	취부 BOLT
01	32	K8G3~18B(C)	M5 P0.8 X 50
02	42.5	K8G20~250B(C)	M5 P0.8 X 65
03	32	K8G10BX	M5 P0.8 X 95

무게

PART		WEIGHT(kg)
MOTOR		1.54
DECIMAL GEARHEAD		0.46
GEAR HEAD	K8G3~18B(C)	0.51
	K8G20~40B(C)	0.64
	K8G50~250B(C)	0.70

K8RG25N□–T + K8G□B(C)

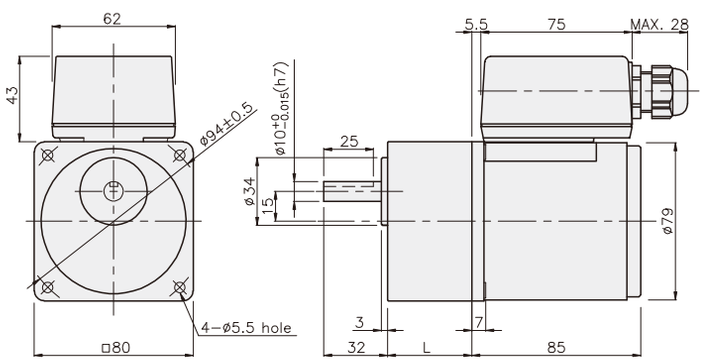

치수도표

품번	L	적용기종	취부 BOLT
01	32	K8G3~18B(C)	M5 P0.8 X 50
02	42.5	K8G20~250B(C)	M5 P0.8 X 65
03	32	K8G10BX	M5 P0.8 X 95

무게

PART		WEIGHT(kg)
MOTOR		1.76
DECIMAL GEARHEAD		0.46
GEAR HEAD	K8G3~18B(C)	0.51
	K8G20~40B(C)	0.64
	K8G50~250B(C)	0.70

K8RG25N□–T5 + K8G□B(C)

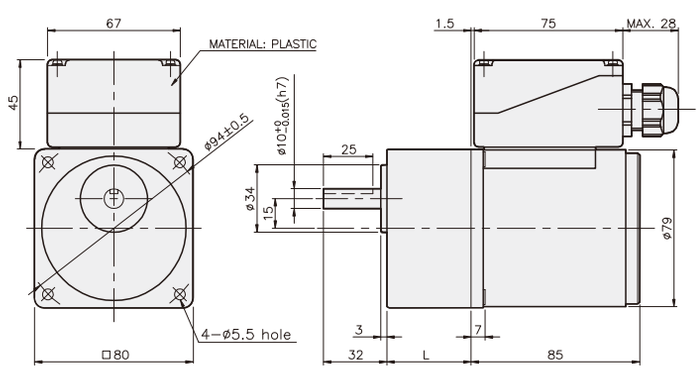

치수도표

품번	L	적용기종	취부 BOLT
01	32	K8G3~18B(C)	M5 P0.8 X 50
02	42.5	K8G20~250B(C)	M5 P0.8 X 65
03	32	K8G10BX	M5 P0.8 X 95

무게

PART		WEIGHT(kg)
MOTOR		1.76
DECIMAL GEARHEAD		0.46
GEAR HEAD	K8G3~18B(C)	0.51
	K8G20~40B(C)	0.64
	K8G50~250B(C)	0.70

REVERSIBLE MOTOR

40W □80mm LEAD WIRE TYPE

K8R□40F□

SPECIFICATIONS

40W 30분정격, 4극

Model		Out Put (W)	Voltage (V)	Frequency (Hz)	Current (A)	Start T. (N·m/kgf·cm)	Rated T. (N·m/kgf·cm)	Speed (rpm)	Condenser (μF)
K8R□40FC	단상	40	220	50	0.41	0.27	0.300	1300	3
						2.78	3.00		
				60	0.40	0.27	0.245	1600	
						2.78	2.45		
			230	50	0.44	0.31	0.300	1300	
						3.18	3.00		
				60	0.41	0.30	0.245	1600	
						3.10	2.45		

* □ : SHAFT 형상 (S : STRAIGHT, G : PINION)

DIMENSIONS & CONNECTION DIAGRAMS

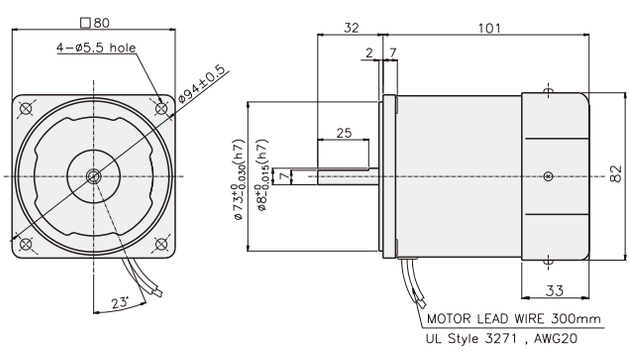

단상모터

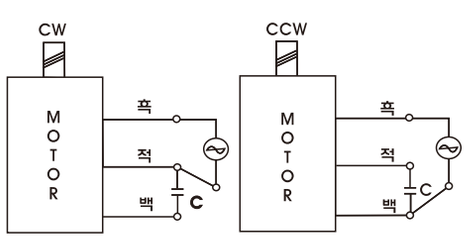

회전방향은 출력축에서 볼 경우

삼상모터

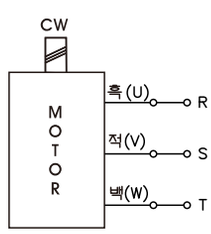

CCW는 U,V,W중 2선을 바꾸어 결선

GEARHEAD

DIMENSIONS

K8G□B(C)

K8RG40F□ + K8G□B(C)

DECIMAL GEARHEAD

K8G10BX

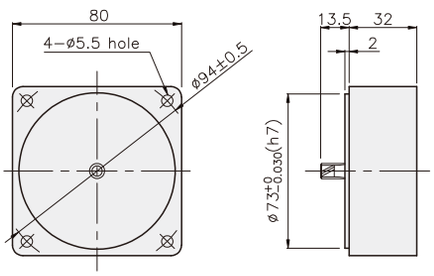

GEARHEAD

K8G□B(C)

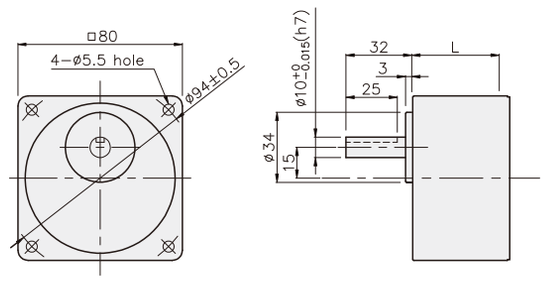

KEY SPEC

● KEY

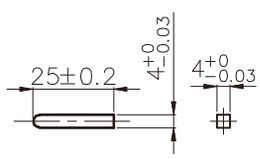

● KEY GROOVE

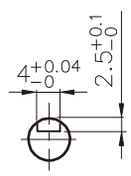

K8RP40F□ + K8G□B(C)

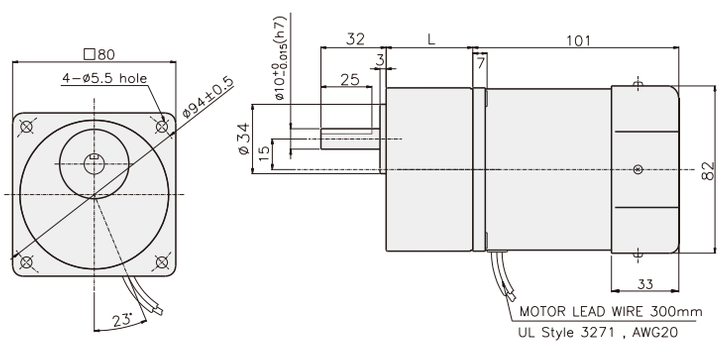

치수도표

품번	L	적용기종	취부 BOLT
01	32	K8G3~18B(C,M)	M5 P0.8 X 50
02	42.5	K8G20~250B(C,M)	M5 P0.8 X 65

무게

PART		WEIGHT(kg)
MOTOR		1.70
DECIMAL GEARHEAD		0.46
GEAR HEAD	K8G3~18B(C)	0.51
	K8G20~40B(C)	0.64
	K8G50~250B(C)	0.70

GGM GGM GEARED MOTOR

INDUCTION MOTOR

25W □80mm

LEAD WIRE TYPE
TERMINAL BOX TYPE

K8IS25N□

K8IS25N□–T, T5

SPECIFICATIONS

25W 연속정격, 4극

Model		Voltage (V)	Frequency (Hz)	Current (A)	Start T. (N·m/kgf·cm)	Rated T. (N·m/kgf·cm)	Speed (rpm)	Condenser (㎌)
K8I□25NJ(–T, –T5)	단상	100	50	0.59	0.11/1.1	0.195/1.95	1250	7
			60	0.54		0.16/1.6	1550	
K8I□25NU(–T, –T5)		110	60	0.48	0.09/0.9	0.165/1.65	1500	5
		115		0.5	0.095/0.95			
K8I□25NL(–T, –T5)		200	50	0.26	0.115/1.15	0.195/1.95	1250	1.8
			60	0.28		0.16/1.6	1550	
K8I□25NC(–T, –T5)		220	50	0.28	0.11/1.1	0.195/1.95	1250	1.5
			60	0.25		0.16/1.6	1550	
		230	50	0.29	0.12/1.2	0.195/1.95	1250	
			60	0.26		0.16/1.6	1550	
K8I□25ND(–T, –T5)		240	50	0.3	0.11/1.1	0.195/1.95	1250	1.2
K8I□25NT(–T, –T5)	삼상	200	50	0.27	0.5/5	0.19/1.9	1300	–
			60	0.24	0.4/4	0.16/1.6	1550	
K8I□25NH(–T, –T5)		220	50	0.28	0.6/6	0.185/1.85	1350	–
			60	0.24	0.48/4.8	0.155/1.55	1600	
		230	50	0.29	0.65/6.5	0.185/1.85	1350	
			60	0.25	0.52/5.2	0.155/1.55	1600	
K8I□25NM(–T, –T5)		380	50	0.17	0.6/6	0.19/1.9	1300	–
			60	0.14	0.48/4.8	0.155/1.55	1600	
K8I□25NV(–T, –T5)		400	50	0.17	0.73/7.3	0.19/1.9	1300	–
			60	0.15	0.6/6	0.155/1.55	1600	
K8I□25NQ(–T, –T5)		415	50	0.13	0.55/5.5	0.19/1.9	1300	–
			60	0.11	0.4/4	0.155/1.55	1600	
K8I□25NZ(–T, –T5)		440	50	0.14	0.63/6.3	0.19/1.9	1300	–
			60	0.12	0.5/5	0.155/1.55	1600	

* □ : SHAFT 형상 (S : STRAIGHT, G : PINION)
* 삼상 380V이상 사양의 MOTOR는 INVERTER와의 조합에서는 사용 할 수 없습니다. MOTOR 권선의 절연이 열화되어 파손될 가능성이 있습니다.

RATED TORQUE OF GEARHEAD

● 50Hz

단위 = 상단 : N·m / 하단 : kgf·cm

Model / Motor/Gearhead	Speed(rpm)	500	416	300	250	200	166	150	120	100	83	75	60	50	41	37	30	25	20	16	15	12.5	10	8.3	7.5	6
	Ratio	3	3.6	5	6	7.5	9	10	12.5	15	18	20	25	30	36	40	50	60	75	90	100	120	150	180	200	250
K8I□25N□(–T, –T5)		0.45	0.54	0.75	0.90	1.12	1.35	1.50	1.87	2.25	2.70	2.70	3.37	4.05	4.86	5.39	6.07	7.28	8	8	8	8	8	8	8	8
K8G□B(C)		4.5	5.4	7.5	9.0	11.2	13.5	15.0	18.7	22.5	27.0	27.0	33.7	40.5	48.6	53.9	60.7	72.8	80	80	80	80	80	80	80	80

● 60Hz

단위 = 상단 : N·m / 하단 : kgf·cm

Model / Motor/Gearhead	Speed(rpm)	600	500	360	300	240	200	180	144	120	100	90	72	60	50	45	36	30	24	20	18	15	12	10	9	7.2
	Ratio	3	3.6	5	6	7.5	9	10	12.5	15	18	20	25	30	36	40	50	60	75	90	100	120	150	180	200	250
K8I□25N□(–T, –T5)		0.38	0.45	0.63	0.75	0.94	1.13	1.26	1.57	1.88	2.26	2.26	2.82	3.39	4.07	4.52	5.08	6.10	7.63	8	8	8	8	8	8	8
K8G□B(C)		3.8	4.5	6.3	7.5	9.4	11.3	12.6	15.7	18.8	22.6	22.6	28.2	33.9	40.7	45.2	50.8	61.0	76.3	80	80	80	80	80	80	80

* GEARHEAD·DECIMAL GEARHEAD는 별매입니다.
* GEARHEAD의 품명중 □에는 감속비가 들어갑니다.
* ▭ 색이 MOTOR와 같은 방향, 그 외에는 반대 방향입니다.
* 표의 감속비보다 더 감속하고자 할 경우는 GEARHEAD와 MOTOR 사이에 감속비 10의 DECIMAL GEARHEAD를 설치할 수 있습니다.
  이 경우의 허용 TORQUE는 8 N·m / 80 kgf·cm 입니다. 단, 1/20 ~ 1/40의 GEARHEAD를 설치한 경우는 6 N·m / 60 kgf·cm 입니다.
* 회전수는 MOTOR의 동기 회전수 (50 Hz : 1500 rpm, 60 Hz : 1800 rpm)를 기준으로 하여 감속비로 나누어서 계산하였습니다.
  실제의 회전수는 부하의 크기에 따라서 표시된 수치보다 2~20% 적습니다.

GEARHEAD

DIMENSIONS

K8IS25N□

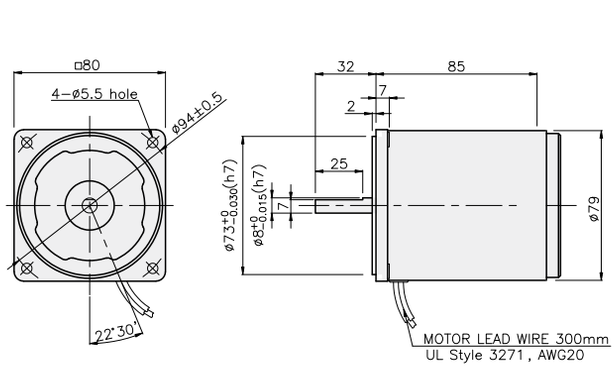

K8IS25N□-T

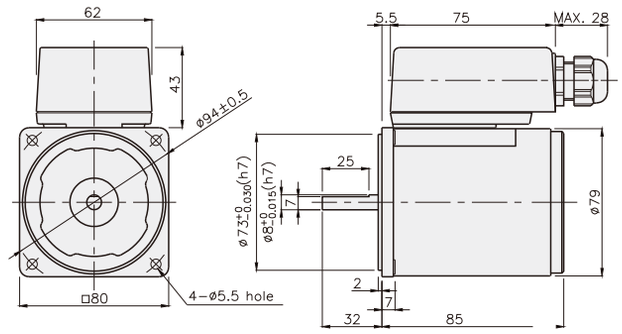

K8IS25N□-T5

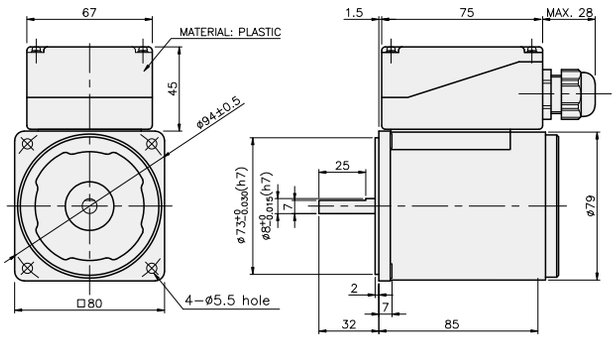

CONNECTION DIAGRAMS

K8IS25N□

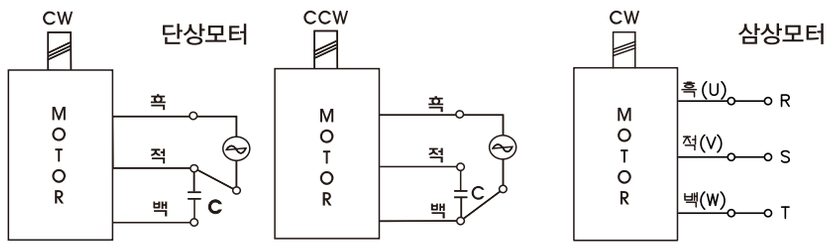

회전방향은 출력축에서 볼 경우

CCW는 U,V,W중 2선을 바꾸어 결선

K8IS25N□-T

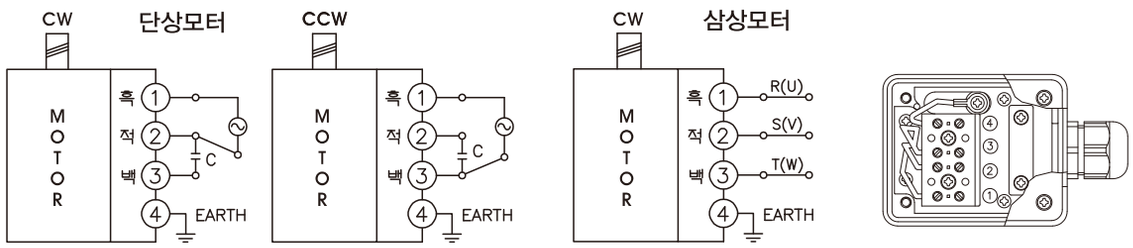

회전방향은 출력축에서 볼 경우

CCW는 U,V,W중 2선을 바꾸어 결선

K8IS25N□-T5

단상모터

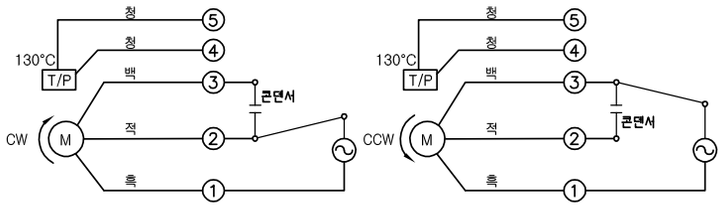

회전방향은 출력축에서 볼 경우

삼상모터

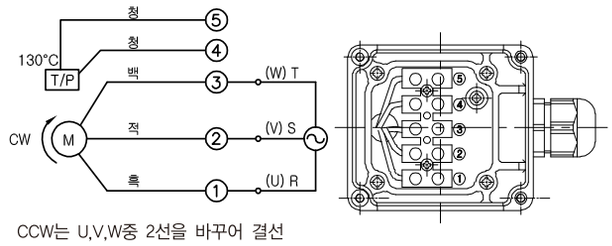

CCW는 U,V,W중 2선을 바꾸어 결선

GEARHEAD

DIMENSIONS

K8G□B(C)

DECIMAL GEARHEAD

K8G10BX

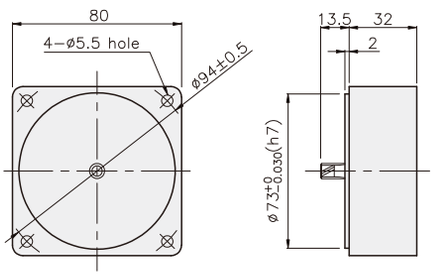

GEARHEAD

K8G□B(C)

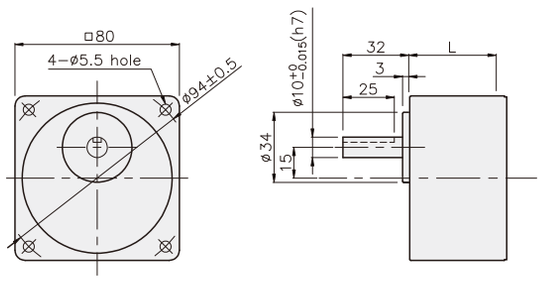

KEY SPEC

● KEY

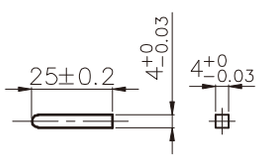

● KEY GROOVE

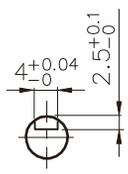

GEARHEAD

DIMENSIONS

K8IG25N□ + K8G□B(C)

K8IG25N□-T(-T5) + K8G□B(C)

K8IG25N□ + K8G□B(C)

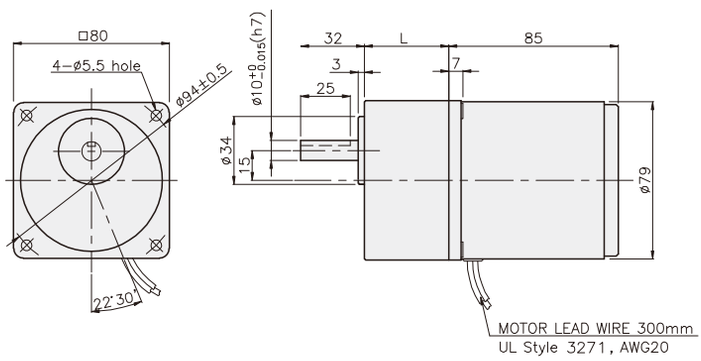

치수도표

품번	L	적용기종	취부 BOLT
01	32	K8G3~18B(C)	M5 P0.8 X 50
02	42.5	K8G20~250B(C)	M5 P0.8 X 65
03	32	K8G10BX	M5 P0.8 X 95

무게

PART		WEIGHT(kg)
MOTOR		1.58
DECIMAL GEARHEAD		0.46
GEAR HEAD	K8G3~18B(C)	0.51
	K8G20~40B(C)	0.64
	K8G50~250B(C)	0.70

K8IG25N□-T + K8G□B(C)

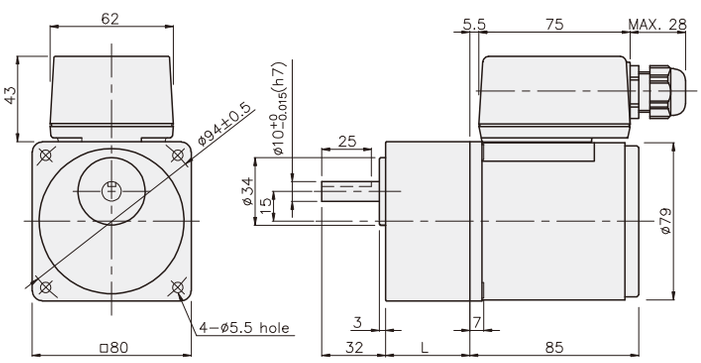

치수도표

품번	L	적용기종	취부 BOLT
01	32	K8G3~18B(C)	M5 P0.8 X 50
02	42.5	K8G20~250B(C)	M5 P0.8 X 65
03	32	K8G10BX	M5 P0.8 X 95

무게

PART		WEIGHT(kg)
MOTOR		1.76
DECIMAL GEARHEAD		0.46
GEAR HEAD	K8G3~18B(C)	0.51
	K8G20~40B(C)	0.64
	K8G50~250B(C)	0.70

K8IG25N□-T5 + K8G□B(C)

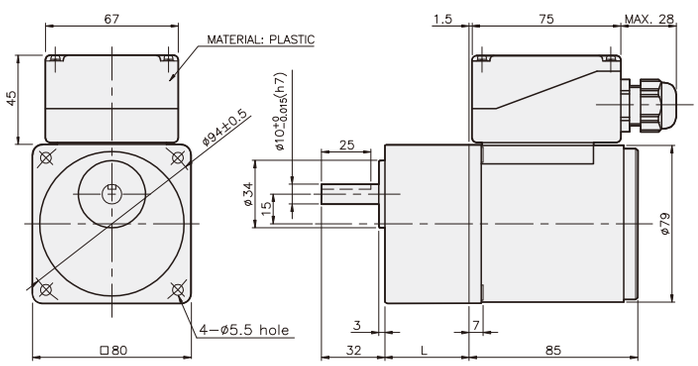

치수도표

품번	L	적용기종	취부 BOLT
01	32	K8G3~18B(C)	M5 P0.8 X 50
02	42.5	K8G20~250B(C)	M5 P0.8 X 65
03	32	K8G10BX	M5 P0.8 X 95

무게

PART		WEIGHT(kg)
MOTOR		1.76
DECIMAL GEARHEAD		0.46
GEAR HEAD	K8G3~18B(C)	0.51
	K8G20~40B(C)	0.64
	K8G50~250B(C)	0.70

GGM GGM GEARED MOTOR

REVERSIBLE MOTOR

25W □80mm

LEAD WIRE TYPE
TERMINAL BOX TYPE

K8RS25N□

K8RS25N□–T, T5

SPECIFICATIONS

25W 30분 정격, 4극

Model		Voltage (V)	Frequency (Hz)	Current (A)	Start T. (N*m/ Kgf*Cm)	Rated T. (N*m/ Kgf*Cm)	Speed (rpm)	Condenser (μF)
K8R□25NJ(–T, –T5)	단상	100	50	0.65	0.15/1.5	0.195/1.95	1250	10
			60	0.74		0.165/1.65	1500	
K8R□25NU(–T, –T5)		110	60	0.51	0.13/1.3	0.165/1.65	1500	6
		115		0.54				
K8R□25NL(–T, –T5)		200	50	0.33	0.16/1.6	0.195/1.95	1250	2.5
			60	0.37		0.16/1.6	1550	
K8R□25NC(–T, –T5)		220	50	0.29	0.15/1.5	0.195/1.95	1250	2
			60	0.34		0.165/1.65	1500	
		230	50	0.35	0.165/1.65	0.195/1.95	1250	
			60	0.34		0.165/1.65	1500	
K8R□25ND(–T, –T5)		240	50	0.32	0.15/1.5	0.19/1.9	1300	1.5

* □ : SHAFT 형상(S : STRAIGHT, G : PINION)

RATED TORQUE OF GEARHEAD

● 50Hz

단위 = 상단 : N·m / 하단 : Kgfcm

Model	Speed(rpm)	500	416	300	250	200	166	150	120	100	83	75	60	50	41	37	30	25	20	16	15	12.5	10	8.3	7.5	6
Motor/ Gearhead	Ratio	3	3.6	5	6	7.5	9	10	12.5	15	18	20	25	30	36	40	50	60	75	90	100	120	150	180	200	250
K8R□25N□(–T, –T5)		0.46	0.55	0.77	0.92	1.15	1.39	1.54	1.92	2.31	2.77	2.77	3.46	4.16	4.99	5.54	6.23	7.48	8	8	8	8	8	8	8	8
K8G□B(C)		4.6	5.5	7.7	9.2	11.5	13.9	15.4	19.2	23.1	27.7	27.7	34.6	41.6	49.9	55.4	62.3	74.8	80	80	80	80	80	80	80	80

● 60Hz

단위 = 상단 : N·m / 하단 : Kgfcm

Model	Speed(rpm)	600	500	300	300	240	200	180	144	120	100	90	72	60	50	45	36	30	24	20	18	15	12	10	9	7.2
Motor/ Gearhead	Ratio	3	3.6	5	6	7.5	9	10	12.5	15	18	20	25	30	36	40	50	60	75	90	100	120	150	180	200	250
K8R□25N□(–T, –T5)		0.39	0.47	0.65	0.78	0.97	1.17	1.30	1.62	1.94	2.33	2.33	2.92	3.50	4.20	4.67	5.25	6.30	7.87	8	8	8	8	8	8	8
K8G□B(C)		3.9	4.7	6.5	7.8	9.7	11.7	13.0	16.2	19.4	23.3	23.3	29.2	35.0	42.0	46.7	52.5	63.0	78.7	80	80	80	80	80	80	80

* GEARHEAD · DECIMAL GEARHEAD는 별매입니다.
* GEARHEAD의 품명중 □에는 감속비가 들어갑니다.
* ▭ 색이 MOTOR와 같은 방향, 그 외에는 반대 방향입니다.
* 표의 감속비보다 더 감속하고자 할 경우는 GEARHEAD와 MOTOR 사이에 감속비 10의 DECIMAL GEARHEAD를 설치할 수 있습니다. 이 경우의 허용 TORQUE는 8N · m/80kgfcm 입니다. (단, 1/20 ~ 1/40의 GEARHEAD를 설치한 경우는 6N · m/60kgfcm입니다.)
* 회전수는 MOTOR의 동기 회전수(50Hz:1500rpm, 60Hz:1800rpm)를 기준으로 하여 감속비로 나누어서 계산하였습니다. 실제의 회전수는 부하의 크기에 따라서 표시된 수치보다 2~20% 적습니다.

GEARHEADS

CONNECTION DIAGRAMS

K8RS25N□

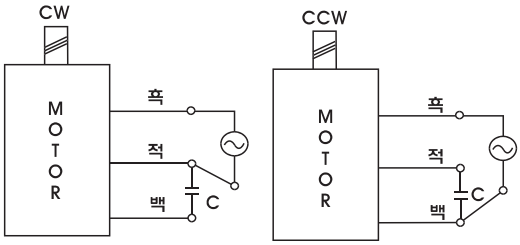

회전방향은 출력축에서 볼 경우

회전방향은 출력축에서 볼 경우

K8RS25N□-T

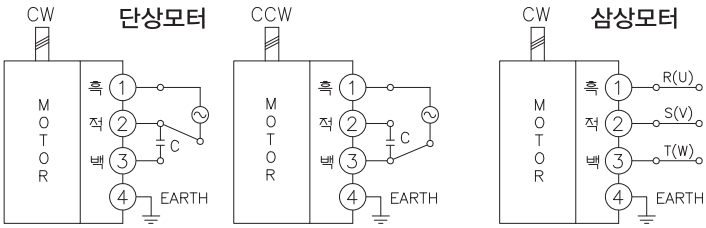

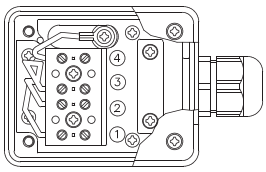

회전방향은 출력축에서 볼 경우

K8RS25N□-T5

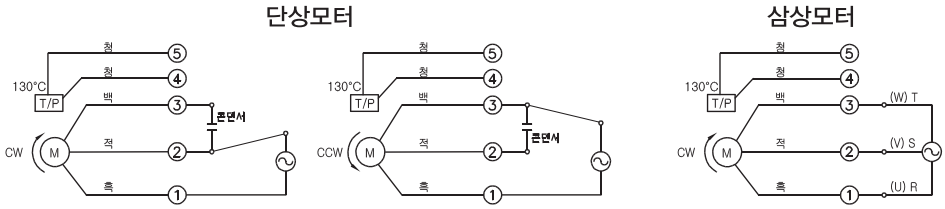

CCW는 U,V,W중 2선을 바꾸어 결선

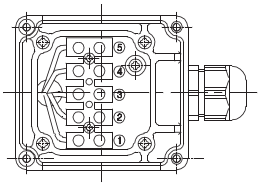

회전방향은 출력축에서 볼 경우

DIMENSIONS

K8G□B(C)

DECIMAL GEARHEAD

K8G10BX

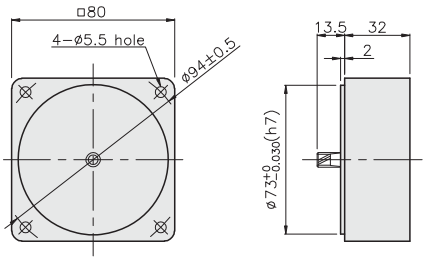

GEAR HEAD

K8G□B(C)

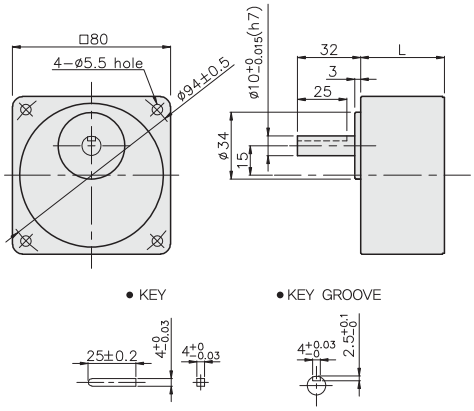

GEARHEADS

DIMENSIONS

K8RG25N□ + K8G□B(C)

K8RG25N□–T(–T5) + K8G□B(C)

K8RG25N□ + K8G□B(C)

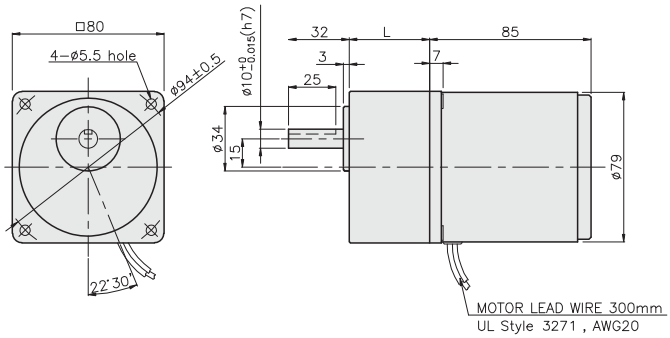

치수도표

품번	L	적용기종	취부 BOLT
01	32	K8G3~18B(C)	M5 P0.8 X 50
02	42.5	K8G20~250B(C)	M5 P0.8 X 65
03	32	K8G10BX	M5 P0.8 X 95

무게

PART		WEIGHT(kg)
MOTOR		1.54
DECIMAL GEAR HEAD		0.46
GEAR HEAD	K8G3~18B(C)	0.51
	K8G20~40B(C)	0.64
	K8G50~250B(C)	0.70

K8RG25N□–T + K8G□B(C)

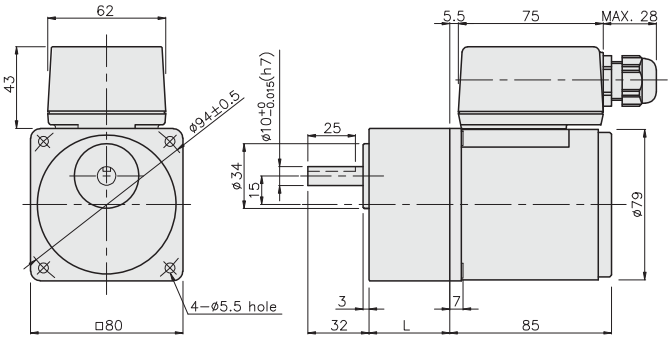

치수도표

품번	L	적용기종	취부 BOLT
01	32	K8G3~18B(C)	M5 P0.8 X 50
02	42.5	K8G20~250B(C)	M5 P0.8 X 60
03	32	K8G10BX	M5 P0.8 X 95

무게

PART		WEIGHT(kg)
MOTOR		1.76
DECIMAL GEAR HEAD		0.46
GEAR HEAD	K8G3~18B(C)	0.51
	K8G20~40B(C)	0.64
	K8G50~250B(C)	0.70

K8RG25N□–T5 + K8G□B(C)

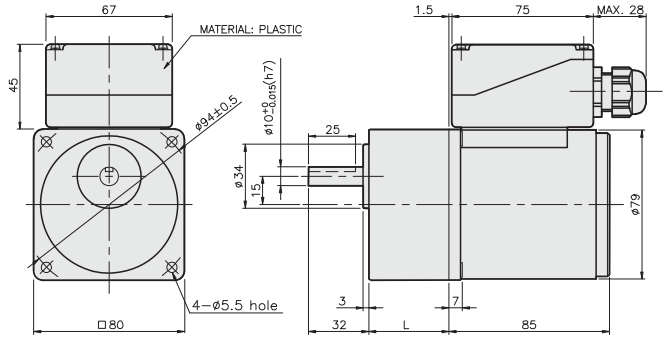

치수도표

품번	L	적용기종	취부 BOLT
01	32	K8G3~18B(C)	M5 P0.8 X 50
02	42.5	K8G20~250B(C)	M5 P0.8 X 60
03	32	K8G10BX	M5 P0.8 X 95

무게

PART		WEIGHT(kg)
MOTOR		1.76
DECIMAL GEAR HEAD		0.46
GEAR HEAD	K8G3~18B(C)	0.51
	K8G20~40B(C)	0.64
	K8G50~250B(C)	0.70

SPEED CONTROL & BRAKE MOTOR

25W □80mm

K8RS25N□–D

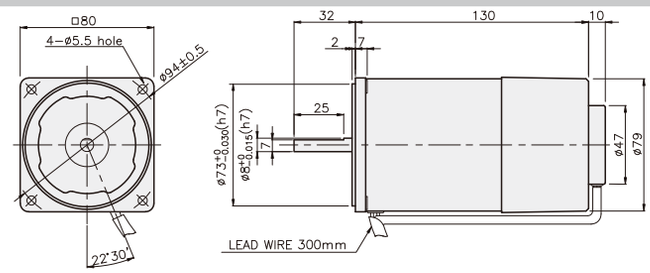

SPECIFICATIONS

25W 30분 정격, 4극

Model		Voltage (V)	Frequency (Hz)	Speed Range (rpm)	Permissible Torque 1200 rpm (N·m/kgf·cm)	Permissible Torque 90 rpm (N·m/kgf·cm)	Start T. (N·m/kgf·cm)	Current (A)	Condenser (μF)	Friction T. (N·m/kgf·cm)
K8R□25NJ–D	단상	100	50	90 ~ 1400	0.22/2.2	0.06/0.6	0.105/1.05	0.85	10	0.4/4
			60	90 ~ 1700				0.9		
K8R□25NU–D		110	60	90 ~ 1700	0.22/2.2	0.06/0.6	0.1/1	0.7	6	0.4/4
		115						0.75		
K8R□25NL–D		200	50	90 ~ 1400	0.21/2.1	0.055/0.55	0.11/1.1	0.4	2.5	0.4/4
			60	90 ~ 1700	0.16/1.6	0.048/0.48		0.43		
K8R□25NC–D		220	50	90 ~ 1400	0.21/2.1	0.055/0.55	0.09/0.9	0.4	2	0.4/4
			60	90 ~ 1700	0.16/1.6	0.048/0.48				
		230	50	90 ~ 1400	0.21/2.1	0.055/0.55	0.1/1			
			60	90 ~ 1700	0.16/1.6	0.048/0.48				
K8R□25ND–D		240	50	90 ~ 1400	0.21/2.1	0.055/0.55	0.09/0.9	0.43	1.5	0.4/4

* □ : SHAFT 형상(S : STRAIGHT, G : PINION)

RATED TORQUE OF GEARHEAD

● 단상 100V/115V

단위 = 상단 : N·m / 하단 : kgf·cm

Model / Motor/Gearhead	Ratio / Speed(rpm)	3	3.6	5	6	7.5	9	10	12.5	15	18	20	25	30	36	40	50	60	75	90	100	120	150	180	200	250
K8R□25N□–D K8G□B(C)	1200	0.53	0.64	0.89	1.07	1.34	1.60	1.78	2.23	2.67	3.21	3.21	4.01	4.81	5.77	6.42	7.22	8	8	8	8	8	8	8	8	8
		5.3	6.4	8.9	10.7	13.4	16.0	17.8	22.3	26.7	32.1	32.1	40.1	48.1	57.7	64.2	72.2	80	80	80	80	80	80	80	80	80
	90	0.15	0.17	0.24	0.29	0.36	0.44	0.49	0.61	0.73	0.87	0.87	1.09	1.31	1.57	1.75	1.97	2.36	2.95	3.54	3.94	4.72	5.90	7.09	8	8
		1.5	1.7	2.4	2.9	3.6	4.4	4.9	6.1	7.3	8.7	8.7	10.9	13.1	15.7	17.5	19.7	23.6	2.95	35.4	39.4	4.72	59.0	70.9	80	80

● 단상 200V/240V

단위 = 상단 : N·m / 하단 : kgf·cm

Model / Motor/Gearhead	Ratio / Speed(rpm)		3	3.6	5	6	7.5	9	10	12.5	15	18	20	25	30	36	40	50	60	75	90	100	120	150	180	200	250
K8R□25N□–D K8G□B(C)	1200	200V/220V/230V 240V/50Hz	0.51	0.61	0.85	1.02	1.28	1.53	1.70	2.13	2.55	3.06	3.06	3.83	4.59	5.51	6.12	6.89	8	8	8	8	8	8	8	8	8
			5.1	6.1	8.5	10.2	12.8	15.3	17.0	21.3	25.5	30.6	30.6	38.3	45.9	55.1	61.2	68.9	80	80	80	80	80	80	80	80	80
		200V/220V 230V/60Hz	0.39	0.47	0.65	0.78	0.97	1.17	1.30	1.62	1.94	2.33	2.33	2.92	3.50	4.20	4.67	5.25	6.30	7.87	8	8	8	8	8	8	8
			3.9	4.7	6.5	7.8	9.7	11.7	13.0	16.2	19.4	23.3	23.3	29.2	35.0	42.0	46.7	52.5	63.0	78.7	80	80	80	80	80	80	80
	90	200V/220V/230V 240V/50Hz	0.13	0.16	0.22	0.27	0.33	0.40	0.45	0.56	0.67	0.80	0.80	1.00	1.20	1.44	1.60	1.80	2.17	2.71	3.25	3.61	4.33	5.41	6.50	7.22	8
			1.3	1.6	2.2	2.7	3.3	4.0	4.5	5.6	6.7	8.0	8.0	10.0	12.0	14.4	16.0	18.0	21.7	27.1	32.5	36.1	43.3	54.1	65.0	72.2	80
		200V/220V 230V/60Hz	0.12	0.14	0.19	0.23	0.29	0.35	0.39	0.49	0.58	0.70	0.70	0.87	1.05	1.26	1.40	1.57	1.89	2.36	2.83	3.15	3.78	4.72	5.67	6.30	7.87
			1.2	1.4	1.9	2.3	2.9	3.5	3.9	4.9	5.8	7.0	7.0	8.7	10.5	12.6	14.0	15.7	18.9	23.6	28.3	31.5	37.8	47.2	56.7	63.0	78.7

* GEARHEAD·DECIMAL GEARHEAD는 별매입니다.
* GEARHEAD의 품명중 □에는 감속비가 들어갑니다.
* ▭ 색이 MOTOR와 같은 방향, 그 외에는 반대 방향입니다.
* 표의 감속비보다 더 감속하고자 할 경우는 GEARHEAD와 MOTOR 사이에 감속비 10의 DECIMAL GEARHEAD를 설치할 수 있습니다. 이 경우의 허용 TORQUE는 8 N·m / 80 kgf·cm 입니다.
* 회전수는 MOTOR의 동기 회전수 (50 Hz : 1500 rpm, 60 Hz : 1800 rpm)를 기준으로 하여 감속비로 나누어서 계산하였습니다. 실제의 회전수는 부하의 크기에 따라서 표시된 수치보다 2~20% 적습니다.

GEARHEAD

CONNECTION DIAGRAMS

접점 보호를 위해 결선도와 같이
서지(Serge) 전압 흡수용 Cr회로를
접속하여 주십시오.
Ro = 5 – 200Ω
Co = 0.1 ~ 0.2μF 200WV(400WV)

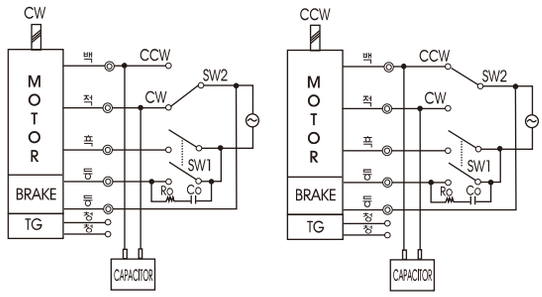

※회전방향은 출력축에서 볼경우

DIMENSIONS

K8G□B(C)

K8RG25N□–D + K8G□B(C)

DECIMAL GEARHEAD

K8G10BX

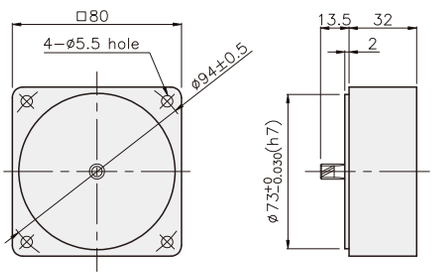

GEARHEAD

K8G□B(C)

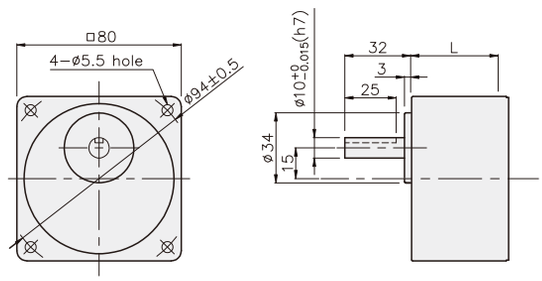

KEY SPEC

● KEY

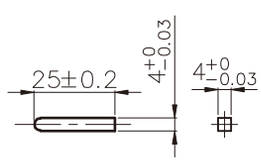

● KEY GROOVE

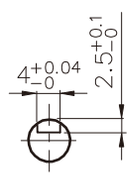

치수도표

품번	L	적용기종	취부 BOLT
01	32	K8G3~18B(C)	M5 P0.8 X 50
02	42.5	K8G20~250B(C)	M5 P0.8 X 65
03	32	K8G10BX	M5 P0.8 X 95

무게

PART		WEIGHT(kg)
MOTOR		1.94
DECIMAL GEARHEAD		0.46
GEAR HEAD	K8G3~18B(C)	0.51
	K8G20~40B(C)	0.64
	K8G50~250B(C)	0.70

K8RG25N□–D + K8G□B(C)

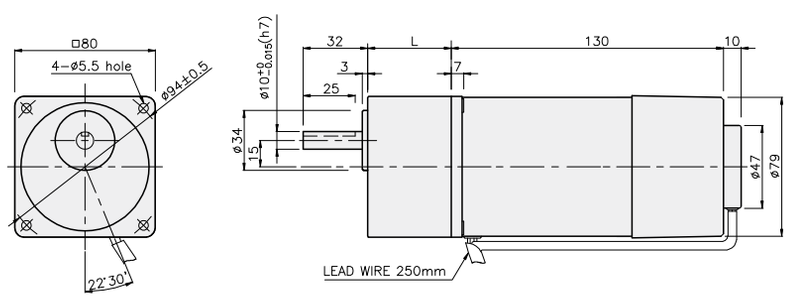

GGM GGM GEARED MOTOR

SPEED CONTROL MOTOR - SU SERIES

25W □80mm INDUCTION MOTOR

K8IS25N□-SU

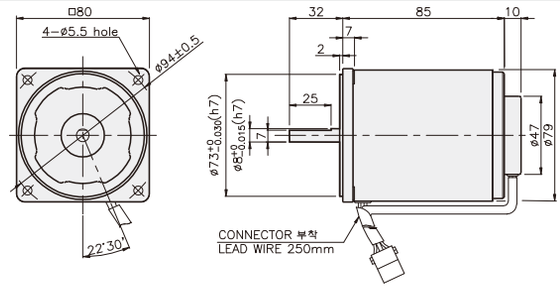

SPECIFICATIONS

25W 연속정격, 4극

Model		Voltage (V)	Frequency (Hz)	Speed (rpm)	Permissible Torque 1200 rpm (N·m/kgf·cm)	Permissible Torque 90 rpm (N·m/kgf·cm)	Start T. (N·m/kgf·cm)	Current (A)	Condenser (μF)
K8I□25NJ-SU	단상	100	50	90 ~ 1400	0.2/2	0.05/0.5	0.08/0.8	0.8	7
			60	90 ~ 1700				0.75	
K8I□25NU-SU		110	60	90 ~ 1700	0.2/2	0.05/0.5	0.08/0.8	0.67	5
		115						0.68	
K8I□25NL-SU		200	50	90 ~ 1400	0.19/1.9	0.047/0.47	0.085/0.85	0.36	1.8
			60	90 ~ 1700	0.13/1.3	0.043/0.43		0.38	
K8I□25NC-SU		220	50	90 ~ 1400	0.19/1.9	0.047/0.47	0.08/0.8	0.38	1.5
			60	90 ~ 1700	0.13/1.3	0.043/0.43		0.35	
		230	50	90 ~ 1400	0.19/1.9	0.047/0.47	0.087/0.87	0.4	
			60	90 ~ 1700	0.13/1.3	0.043/0.43		0.36	
K8I□25ND-SU		240	50	90 ~ 1400	0.19/1.9	0.047/0.47	0.08/0.8	0.42	1.2

* □ : SHAFT 형상(S : STRAIGHT, G : PINION)

RATED TORQUE OF GEARHEAD

● 단상 100V/115V

단위 = 상단 : N·m / 하단 : kgf·cm

Model / Motor/Gearhead	Ratio / Speed(rpm)	3	3.6	5	6	7.5	9	10	12.5	15	18	20	25	30	36	40	50	60	75	90	100	120	150	180	200	250
K8I□25N□-SU K8G□B(C)	1200	0.49 4.9	0.58 5.8	0.81 8.1	0.97 9.7	1.22 12.2	1.46 14.6	1.62 16.2	2.03 20.3	2.43 24.3	2.92 29.2	2.92 29.2	3.65 36.5	4.37 43.7	5.25 52.5	5.83 58.3	6.56 65.6	7.87 78.7	8 80	8 80	8 80	8 80	8 80	8 80	8 80	8 80
	90	0.12 1.2	0.15 1.5	0.20 2.0	0.24 2.4	0.30 3.0	0.36 3.6	0.41 4.1	0.51 5.1	0.61 6.1	0.73 7.3	0.73 7.3	0.91 9.1	1.09 10.9	1.31 13.1	1.46 14.6	1.64 16.4	1.97 19.7	2.46 24.6	2.95 29.5	3.28 32.8	3.94 39.4	4.92 49.2	5.90 59.0	6.56 65.6	8 80

● 단상 200V/240V

단위 = 상단 : N·m / 하단 : kgf·cm

Model / Motor/Gearhead	Ratio / Speed(rpm)		3	3.6	5	6	7.5	9	10	12.5	15	18	20	25	30	36	40	50	60	75	90	100	120	150	180	200	250
K8I□25N□-SU K8G□B(C)	1200	200V/220V/230V 240V/50Hz	0.46 4.6	0.55 5.5	0.77 7.7	0.92 9.2	1.15 11.5	1.39 13.9	1.54 15.4	1.92 19.2	2.31 23.1	2.77 27.7	2.77 27.7	3.46 34.6	4.16 41.6	4.99 49.9	5.54 55.4	6.23 62.3	7.48 74.8	9.35 93.5	11.22 112.2	8 80	8 80	8 80	8 80	8 80	8 80
		200V/220V 230V/60Hz	0.32 3.2	0.38 3.8	0.53 5.3	0.63 6.3	0.79 7.9	0.95 9.5	1.05 10.5	1.32 13.2	1.58 15.8	1.90 19.0	1.90 19.0	2.37 23.7	2.84 28.4	3.41 34.1	3.79 37.9	4.26 42.6	5.12 51.2	6.40 64.0	7.68 76.8	8 80	8 80	8 80	8 80	8 80	8 80
	90	200V/220V/230V 240V/50Hz	0.11 1.1	0.14 1.4	0.19 1.9	0.23 2.3	0.29 2.9	0.34 3.4	0.38 3.8	0.48 4.8	0.57 5.7	0.69 6.9	0.69 6.9	0.86 8.6	1.03 10.3	1.23 12.3	1.37 13.7	1.54 15.4	1.85 18.5	2.31 23.1	2.78 27.8	3.08 30.8	3.70 37.0	4.63 46.3	5.55 55.5	6.17 61.7	7.71 77.1
		200V/220V 230V/60Hz	0.10 1.0	0.13 1.3	0.17 1.7	0.21 2.1	0.26 2.6	0.31 3.1	0.35 3.5	0.44 4.4	0.52 5.2	0.63 6.3	0.63 6.3	0.78 7.8	0.94 9.4	1.13 11.3	1.25 12.5	1.41 14.1	1.69 16.9	2.12 21.2	2.54 25.4	2.82 28.2	3.39 33.9	4.23 42.3	5.08 50.8	5.64 56.4	7.05 70.5

* GEARHEAD·DECIMAL GEARHEAD는 별매입니다.
* GEARHEAD의 품명중 □에는 감속비가 들어갑니다.
* ▭ 색이 MOTOR와 같은 방향, 그 외에는 반대 방향입니다.
* 표의 감속비보다 더 감속하고자 할 경우는 GEARHEAD와 MOTOR 사이에 감속비 10의 DECIMAL GEARHEAD를 설치할 수 있습니다.
  이 경우의 허용 TORQUE는 8 N·m / 80 kgf·cm 입니다.
* 회전수는 MOTOR의 동기 회전수 (50 Hz : 1500 rpm, 60 Hz : 1800 rpm)를 기준으로 하여 감속비로 나누어서 계산하였습니다.
  실제의 회전수는 부하의 크기에 따라서 표시된 수치보다 2~20% 적습니다.

GEARHEAD

CONNECTION DIAGRAMS

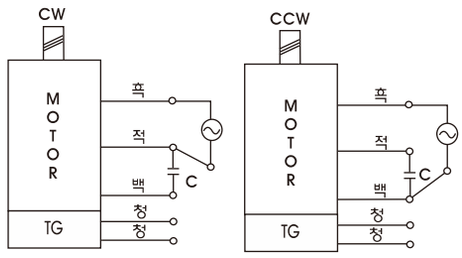

회전방향은 출력축에서 볼 경우

DIMENSIONS

K8G□B(C)　　K8IG25N□–SU + K8G□B(C)



DECIMAL GEARHEAD

K8G10BX

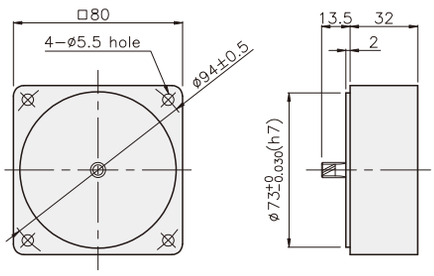

GEARHEAD

K8G□B(C)

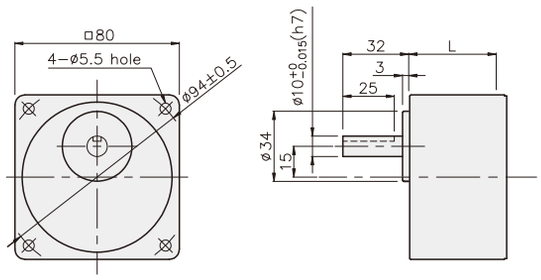

KEY SPEC

● KEY　　● KEY GROOVE

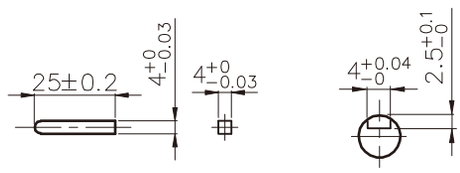

치수도표

품번	L	적용기종	취부 BOLT
01	32	K8G3~18B(C)	M5 P0.8 X 50
02	42.5	K8G20~250B(C)	M5 P0.8 X 65
03	32	K8G10BX	M5 P0.8 X 95

무게

PART		WEIGHT(kg)
MOTOR		1.60
DECIMAL GEARHEAD		0.46
GEAR HEAD	K8G3~18B(C)	0.51
	K8G20~40B(C)	0.64
	K8G50~250B(C)	0.70

K8IG25N□–SU + K8G□B(C)

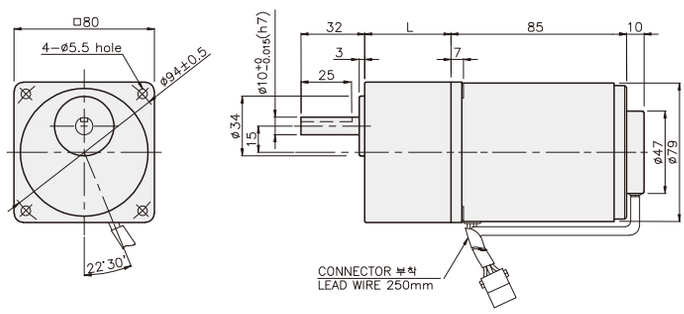

GGM GGM GEARED MOTOR

SPEED CONTROL MOTOR - SU SERIES

25W □80mm REVERSIBLE MOTOR

K8RS25N□-SU

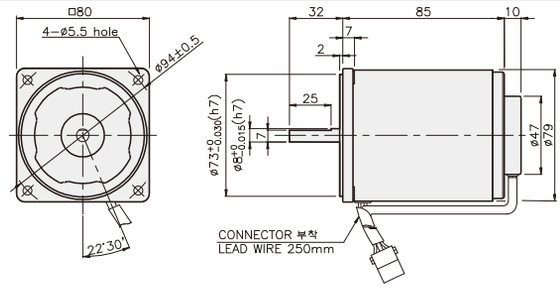

SPECIFICATIONS

25W 30분 정격, 4극

Model		Voltage (V)	Frequency (Hz)	Speed (rpm)	Permissible Torque 1200rpm (N·m/kgf·cm)	Permissible Torque 90rpm (N·m/kgf·cm)	Start T. (N·m/kgf·cm)	Current (A)	Condenser (μF)
K8R□25NJ-SU	단상	100	50	90 ~ 1400	0.22/2.2	0.06/0.6	0.105/1.05	0.85	10
			60	90 ~ 1700				0.9	
K8R□25NU-SU		110	60	90 ~ 1700			0.1/1	0.7	6
		115						0.75	
K8R□25NL-SU		200	50	90 ~ 1400	0.21/2.1	0.055/0.55	0.11/1.1	0.4	2.5
			60	90 ~ 1700	0.16/1.6	0.048/0.48		0.43	
K8R□25NC-SU		220	50	90 ~ 1400	0.21/2.1	0.055/0.55	0.09/0.9	0.4	2
			60	90 ~ 1700	0.16/1.6	0.048/0.48			
		230	50	90 ~ 1400	0.21/2.1	0.055/0.55	0.1/1		
			60	90 ~ 1700	0.16/1.6	0.048/0.48			
K8R□25ND-SU		240	50	90 ~ 1400	0.21/2.1	0.055/0.55	0.09/0.9	0.43	1.5

* □ : SHAFT 형상(S : STRAIGHT, G : PINION)

RATED TORQUE OF GEARHEAD

● 단상 100V/115V

단위 = 상단 : N·m / 하단 : kgf·cm

Model / Motor/Gearhead	Ratio / Speed(rpm)	3	3.6	5	6	7.5	9	10	12.5	15	18	20	25	30	36	40	50	60	75	90	100	120	150	180	200	250
K8R□25N□-SU K8G□B(C)	1200	0.53	0.64	0.89	1.07	1.34	1.60	1.78	2.23	2.67	3.21	3.21	4.01	4.81	5.77	6.42	7.22	8	8	8	8	8	8	8	8	8
		5.3	6.4	8.9	10.7	13.4	16.0	17.8	22.3	26.7	32.1	32.1	40.1	48.1	57.7	64.2	72.2	80	80	80	80	80	80	80	80	80
	90	0.15	0.17	0.24	0.29	0.36	0.44	0.49	0.61	0.73	0.87	0.87	1.09	1.31	1.57	1.75	1.97	2.36	2.95	3.54	3.94	4.72	5.90	7.09	8	8
		1.5	1.7	2.4	2.9	3.6	4.4	4.9	6.1	7.3	8.7	8.7	10.9	13.1	15.7	17.5	19.7	23.6	29.5	35.4	39.4	47.2	59.0	70.9	80	80

● 단상 200V/240V

단위 = 상단 : N·m / 하단 : kgf·cm

Model / Motor/Gearhead	Ratio / Speed(rpm)		3	3.6	5	6	7.5	9	10	12.5	15	18	20	25	30	36	40	50	60	75	90	100	120	150	180	200	250
K8R□25N□-SU K8G□B(C)	1200	200V/220V 230V/240V 50Hz	0.51	0.61	0.85	1.02	1.28	1.53	1.70	2.13	2.55	3.06	3.06	3.83	4.59	5.51	6.12	6.89	8	8	8	8	8	8	8	8	8
			5.1	6.1	8.5	10.2	12.8	15.3	17.0	21.3	25.5	30.6	30.6	38.3	45.9	55.1	61.2	68.9	80	80	80	80	80	80	80	80	80
		200V/220V 230V/60Hz	0.39	0.47	0.65	0.78	0.97	1.17	1.30	1.62	1.94	2.33	2.33	2.92	3.50	4.20	4.67	5.25	6.30	7.87	8	8	8	8	8	8	8
			3.9	4.7	6.5	7.8	9.7	11.7	13.0	16.2	19.4	23.3	23.3	29.2	35.0	42.0	46.7	52.5	63.0	78.7	80	80	80	80	80	80	80
	90	200V/220V 230V/240V 50Hz	0.13	0.16	0.22	0.27	0.33	0.40	0.45	0.56	0.67	0.80	0.80	1.00	1.20	1.44	1.60	1.80	2.17	2.71	3.25	3.61	4.33	5.41	6.50	7.22	8
			1.3	1.6	2.2	2.7	3.3	4.0	4.5	5.6	6.7	8.0	8.0	10.0	12.0	14.4	16.0	18.0	21.7	27.1	32.5	36.1	43.3	54.1	65.0	72.2	80
		200V/220V 230V/60Hz	0.12	0.14	0.19	0.23	0.29	0.35	0.39	0.49	0.58	0.70	0.70	0.87	1.05	1.26	1.40	1.57	1.89	2.36	2.83	3.15	3.78	4.72	5.67	6.30	7.87
			1.2	1.4	1.9	2.3	2.9	3.5	3.9	4.9	5.8	7.0	7.0	8.7	10.5	12.6	14.0	15.7	18.9	23.6	28.3	31.5	37.8	47.2	56.7	63.0	78.7

* GEARHEAD·DECIMAL GEARHEAD는 별매입니다.
* GEARHEAD의 품명중 □에는 감속비가 들어갑니다.
* ▭ 색이 MOTOR와 같은 방향, 그 외에는 반대 방향입니다.
* 표의 감속비보다 더 감속하고자 할 경우는 GEARHEAD와 MOTOR 사이에 감속비 10의 DECIMAL GEARHEAD를 설치할 수 있습니다.
  이 경우의 허용 TORQUE는 8 N·m / 80 kgf·cm 입니다.
* 회전수는 MOTOR의 동기 회전수 (50 Hz : 1500 rpm, 60 Hz : 1800 rpm)를 기준으로 하여 감속비로 나누어서 계산하였습니다.
  실제의 회전수는 부하의 크기에 따라서 표시된 수치보다 2~20% 적습니다.

GEARHEAD

CONNECTION DIAGRAMS

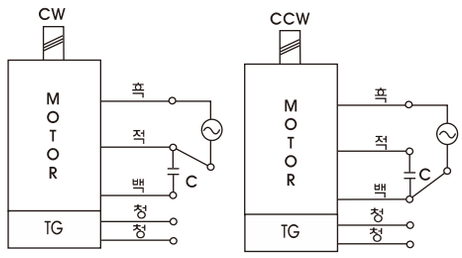

회전방향은 출력축에서 볼 경우

DIMENSIONS

K8G□B(C)

K8RG25N□-SU + K8G□B(C)



DECIMAL GEARHEAD
K8G10BX

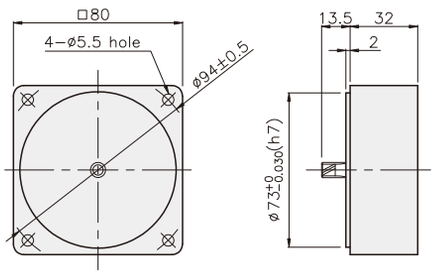

GEARHEAD
K8G□B(C)

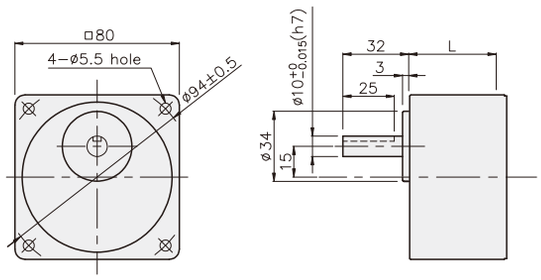

KEY SPEC

● KEY

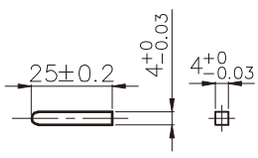

● KEY GROOVE

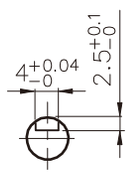

치수도표

품번	L	적용기종	취부 BOLT
01	32	K8G3~18B(C)	M5 P0.8 × 50
02	42.5	K8G20~250B(C)	M5 P0.8 × 65
03	32	K8G10BX	M5 P0.8 × 95

무게

PART		WEIGHT(kg)
MOTOR		1.60
DECIMAL GEARHEAD		0.46
GEAR HEAD	K8G3~18B(C)	0.51
	K8G20~40B(C)	0.64
	K8G50~250B(C)	0.70

K8RG25N□-SU + K8G□B(C)

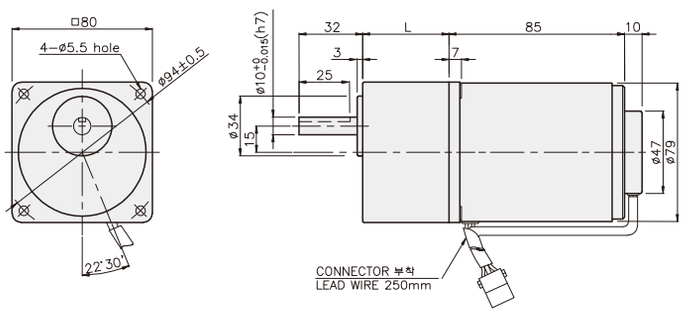

GGM GGM GEARED MOTOR

SPEED CONTROL MOTOR - SP SERIES

25W □80mm INDUCTION MOTOR

K8IS25N□-SP

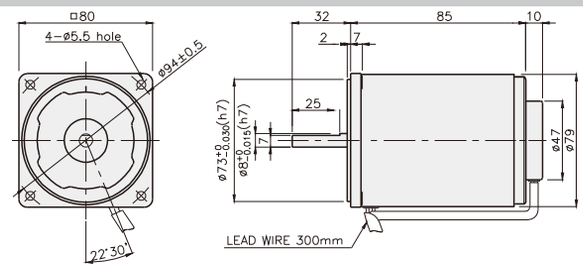

SPECIFICATIONS

25W 연속정격 , 4극

Model			Voltage (V)	Frequency (Hz)	Speed (rpm)	Permissible Torque 1200 rpm (N·m/kgf·cm)	Permissible Torque 90 rpm (N·m/kgf·cm)	Start T. (N·m/kgf·cm)	Current (A)	Condenser (㎌)
K8I□25NJ-SP	단상	25	100	50	90 ~ 1400	0.2/2	0.05/0.5	0.08/0.8	0.8	7
				60	90 ~ 1700				0.75	
K8I□25NU-SP		25	110	60	90 ~ 1700	0.2/2	0.05/0.5	0.08/0.8	0.67	5
			115						0.68	
K8I□25NL-SP		25	200	50	90 ~ 1400	0.19/1.9	0.047/0.47	0.085/0.85	0.36	1.8
				60	90 ~ 1700	0.13/1.3	0.043/0.43		0.38	
K8I□25NC-SP		25	220	50	90 ~ 1400	0.19/1.9	0.047/0.47	0.08/0.8	0.38	1.5
				60	90 ~ 1700	0.13/1.3	0.043/0.43		0.35	
			230	50	90 ~ 1400	0.19/1.9	0.047/0.47	0.087/0.87	0.4	
				60	90 ~ 1700	0.13/1.3	0.043/0.43		0.36	
K8I□25ND-SP		25	240	50	90 ~ 1400	0.19/1.9	0.047/0.47	0.08/0.8	0.42	1.2

* □ : SHAFT 형상(S : STRAIGHT, G : PINION)

RATED TORQUE OF GEARHEAD

● 단상 100V/115V

단위 = 상단 : N·m / 하단 : kgf·cm

Model / Motor/ Gearhead	Ratio / Speed(rpm)	3	3.6	5	6	7.5	9	10	12.5	15	18	20	25	30	36	40	50	60	75	90	100	120	150	180	200	250
K8IG25N□-SP K8G□B(C)	1200	0.49 4.9	0.58 5.8	0.81 8.1	0.97 9.7	1.22 12.2	1.46 14.6	1.62 16.2	2.03 20.3	2.43 24.3	2.92 29.2	2.92 29.2	3.65 36.5	4.37 43.7	5.25 52.5	5.83 58.3	6.56 65.6	7.87 78.7	8 80	8 80	8 80	8 80	8 80	8 80	8 80	8 80
	90	0.12 1.2	0.15 1.5	0.20 2.0	0.24 2.4	0.30 3.0	0.36 3.6	0.41 4.1	0.51 5.1	0.61 6.1	0.73 7.3	0.73 7.3	0.91 9.1	1.09 10.9	1.31 13.1	1.46 14.6	1.64 16.4	1.97 19.7	2.46 24.6	2.95 29.5	3.28 32.8	3.94 39.4	4.92 49.2	5.90 59.0	6.56 65.6	8 80

● 단상 200V/240V

단위 = 상단 : N·m / 하단 : kgf·cm

Model / Motor/ Gearhead	Ratio / Speed(rpm)		3	3.6	5	6	7.5	9	10	12.5	15	18	20	25	30	36	40	50	60	75	90	100	120	150	180	200	250
K8IG25N□-SP K8G□B(C)	1200	200V/220V/230V 240V/50Hz	0.46 4.6	0.55 5.5	0.77 7.7	0.92 9.2	1.15 11.5	1.39 13.9	1.54 15.4	1.92 19.2	2.31 23.1	2.77 27.7	2.77 27.7	3.46 34.6	4.16 41.6	4.99 49.9	5.54 55.4	6.23 62.3	7.48 74.8	9.35 93.5	11.22 112.2	8 80	8 80	8 80	8 80	8 80	8 80
		200V/220V 230V/60Hz	0.32 3.2	0.38 3.8	0.53 5.3	0.63 6.3	0.79 7.9	0.95 9.5	1.05 10.5	1.32 13.2	1.58 15.8	1.90 19.0	1.90 19.0	2.37 23.7	2.84 28.4	3.41 34.1	3.79 37.9	4.26 42.6	5.12 51.2	6.40 64.0	7.68 76.8	8 80	8 80	8 80	8 80	8 80	8 80
	90	200V/220V/230V 240V/50Hz	0.11 1.1	0.14 1.4	0.19 1.9	0.23 2.3	0.29 2.9	0.34 3.4	0.38 3.8	0.48 4.8	0.57 5.7	0.69 6.9	0.69 6.9	0.86 8.6	1.03 10.3	1.23 12.3	1.37 13.7	1.54 15.4	1.85 18.5	2.31 23.1	2.78 27.8	3.08 30.8	3.70 37.0	4.63 46.3	5.55 55.5	6.17 61.7	7.71 77.1
		200V/220V 230V/60Hz	0.10 1.0	0.13 1.3	0.17 1.7	0.21 2.1	0.26 2.6	0.31 3.1	0.35 3.5	0.44 4.4	0.52 5.2	0.63 6.3	0.63 6.3	0.78 7.8	0.94 9.4	1.13 11.3	1.25 12.5	1.41 14.1	1.69 16.9	2.12 21.2	2.54 25.4	2.82 28.2	3.39 33.9	4.23 42.3	5.08 50.8	5.64 56.4	7.05 70.5

* GEARHEAD·DECIMAL GEARHEAD는 별매입니다.
* GEARHEAD의 품명중 □에는 감속비가 들어갑니다.
* ▭ 색이 MOTOR와 같은 방향, 그 외에는 반대 방향입니다.
* 표의 감속비보다 더 감속하고자 할 경우는 GEARHEAD와 MOTOR 사이에 감속비 10의 DECIMAL GEARHEAD를 설치할 수 있습니다. 이 경우의 허용 TORQUE는 8 N·m / 80 kgf·cm 입니다.
* 회전수는 MOTOR의 동기 회전수 (50 Hz : 1500 rpm, 60 Hz : 1800 rpm)를 기준으로 하여 감속비로 나누어서 계산하였습니다. 실제의 회전수는 부하의 크기에 따라서 표시된 수치보다 2~20% 적습니다.

GEARHEAD

CONNECTION DIAGRAMS

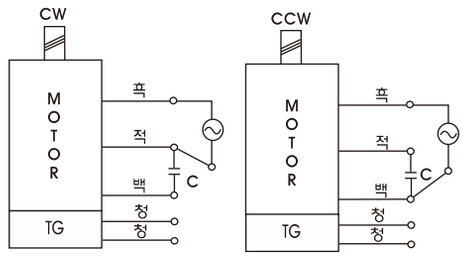

※회전방향은 출력축에서 볼경우

DIMENSIONS

K8G□B(C)

K8IG25N□-SP + K8G□B(C)

DECIMAL GEARHEAD

K8G10BX

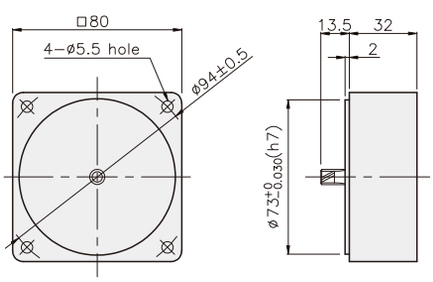

GEARHEAD

K8G□B(C)

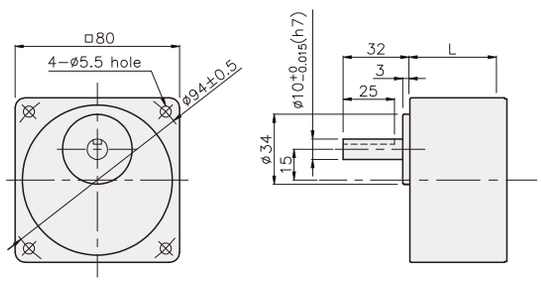

KEY SPEC

● KEY

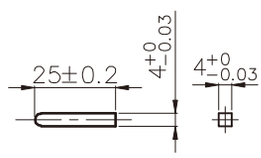

● KEY GROOVE

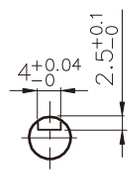

치수도표

품번	L	적용기종	취부 BOLT
01	32	K8G3~18B(C)	M5 P0.8 X 50
02	42.5	K8G20~250B(C)	M5 P0.8 X 65
03	32	K8G10BX	M5 P0.8 X 95

무게

PART		WEIGHT(kg)
MOTOR		1.60
DECIMAL GEARHEAD		0.46
GEAR HEAD	K8G3~18B(C)	0.51
	K8G20~40B(C)	0.64
	K8G50~250B(C)	0.70

K8IG25N□-SP + K8G□B(C)

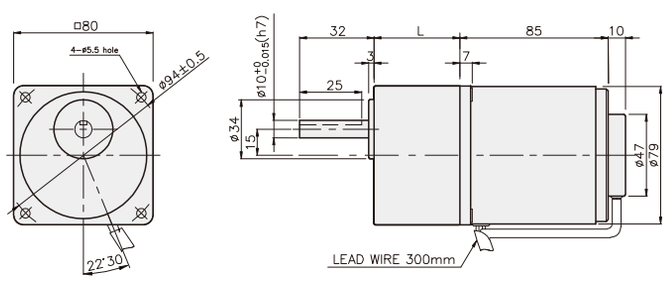

SPEED CONTROL MOTOR - SP SERIES

25W □80mm REVERSIBLE MOTOR

K8IS25N□-SP

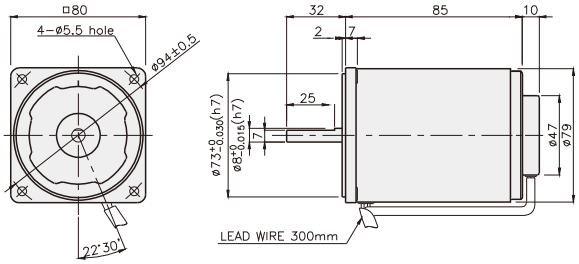

SPECIFICATIONS

25W 30분 정격, 4극

Model		Voltage (V)	Frequency (Hz)	Speed (rpm)	Permissible Torque 1200 rpm (N·m/kgf·cm)	Permissible Torque 90 rpm (N·m/kgf·cm)	Start T. (N·m/kgf·cm)	Current (A)	Condenser (㎌)
K8R□25NJ-SP	단상	100	50	90 ~ 1400	0.22/2.2	0.06/0.6	0.105/1.05	0.85	10
			60	90 ~ 1700				0.9	
K8R□25NU-SP		110	60	90 ~ 1700	0.22/2.2	0.06/0.6	0.1/1	0.7	6
		115						0.75	
K8R□25NL-SP		200	50	90 ~ 1400	0.21/2.1	0.055/0.55	0.11.1.1	0.4	2.5
			60	90 ~ 1700	0.16/1.6	0.048/0.48		0.43	
K8R□25NC-SP		220	50	90 ~ 1400	0.21/2.1	0.055/0.55	0.09/0.9	0.4	2
			60	90 ~ 1700	0.16/1.6	0.048/0.48			
		230	50	90 ~ 1400	0.21/2.1	0.055/0.55	0.1/1		
			60	90 ~ 1700	0.16/1.6	0.048/0.48			
K8R□25ND-SP		240	50	90 ~ 1400	0.21.2.1	0.055/0.55	0.09/0.9	0.43	1.5

* □ : SHAFT 형상(S : STRAIGHT, G : PINION)

RATED TORQUE OF GEARHEAD

● 단상 100V/115V

단위 = 상단 : N·m / 하단 : kgf·cm

Model / Motor/Gearhead	Ratio / Speed(rpm)	3	3.6	5	6	7.5	9	10	12.5	15	18	20	25	30	36	40	50	60	75	90	100	120	150	180	200	250
K8R□25N□-SP K8G□B(C)	1200	0.53 5.3	0.64 6.4	0.89 8.9	1.07 10.7	1.34 13.4	1.60 16.0	1.78 17.8	2.23 22.3	2.67 26.7	3.21 32.1	3.21 32.1	4.01 40.1	4.81 48.1	5.77 57.7	6.42 64.2	7.22 72.2	8 80	8 80	8 80	8 80	8 80	8 80	8 80	8 80	8 80
	90	0.15 1.5	0.17 1.7	0.24 2.4	0.29 2.9	0.36 3.6	0.44 4.4	0.49 4.9	0.61 6.1	0.73 7.3	0.87 8.7	0.87 8.7	1.09 10.9	1.31 13.1	1.57 15.7	1.75 17.5	1.97 19.7	2.36 23.6	2.95 29.5	3.54 35.4	3.94 39.4	4.72 47.2	5.90 59.0	7.09 70.9	8 80	8 80

● 단상 200V/240V

단위 = 상단 : N·m / 하단 : kgf·cm

Model / Motor/Gearhead	Ratio / Speed(rpm)		3	3.6	5	6	7.5	9	10	12.5	15	18	20	25	30	36	40	50	60	75	90	100	120	150	180	200	250
K8R□25N□-SP K8G□B(C)	1200	200V/220V/230V 240V/50Hz	0.51 5.1	0.61 6.1	0.85 8.5	1.02 10.2	1.28 12.8	1.53 15.3	1.70 17.0	2.13 21.3	2.55 25.5	3.06 30.6	3.06 30.6	3.83 38.3	4.59 45.9	5.51 55.1	6.12 61.2	6.89 68.9	8 80	8 80	8 80	8 80	8 80	8 80	8 80	8 80	8 80
		200V/220V 230V/60Hz	0.39 3.9	0.47 4.7	0.65 6.5	0.78 7.8	0.97 9.7	1.17 11.7	1.30 13.0	1.62 16.2	1.94 19.4	2.33 23.3	2.33 23.3	2.92 29.2	3.50 35.0	4.20 42.0	4.67 46.7	5.25 52.5	6.30 63.0	7.87 78.7	8 80	8 80	8 80	8 80	8 80	8 80	8 80
	90	200V/220V/230V 240V/50Hz	0.13 1.3	0.16 1.6	0.22 2.2	0.27 2.7	0.33 3.3	0.40 4.0	0.45 4.5	0.56 5.6	0.67 6.7	0.80 8.0	0.80 8.0	1.00 10.0	1.20 12.0	1.44 14.4	1.60 16.0	1.80 18.0	2.17 21.7	2.71 27.1	3.25 32.5	3.61 36.1	4.33 43.3	5.41 54.1	6.50 65.0	7.22 72.2	8 80
		200V/220V 230V/60Hz	0.12 1.2	0.14 1.4	0.19 1.9	0.23 2.3	0.29 2.9	0.35 3.5	0.39 3.9	0.49 4.9	0.58 5.8	0.70 7.0	0.70 7.0	0.87 8.7	1.05 10.5	1.26 12.6	1.40 14.0	1.57 15.7	1.89 18.9	2.36 23.6	2.83 28.3	3.15 31.5	3.78 37.8	4.72 47.2	5.67 56.7	6.30 63.0	7.87 78.7

* GEARHEAD·DECIMAL GEARHEAD는 별매입니다.
* GEARHEAD의 품명중 □에는 감속비가 들어갑니다.
* ▭ 색이 MOTOR와 같은 방향, 그 외에는 반대 방향입니다.
* 표의 감속비보다 더 감속하고자 할 경우는 GEARHEAD와 MOTOR 사이에 감속비 10의 DECIMAL GEARHEAD를 설치할 수 있습니다.
  이 경우의 허용 TORQUE는 8 N·m / 80 kgf·cm 입니다. 단, 1/20 ~ 1/40의 GEARHEAD를 설치한 경우는 6 N·m / 6 kgf·cm 입니다.
* 회전수는 MOTOR의 동기 회전수 (50 Hz : 1500 rpm, 60 Hz : 1800 rpm)를 기준으로 하여 감속비로 나누어서 계산하였습니다.
  실제의 회전수는 부하의 크기에 따라서 표시된 수치보다 2~20% 적습니다.

GEARHEAD

CONNECTION DIAGRAMS

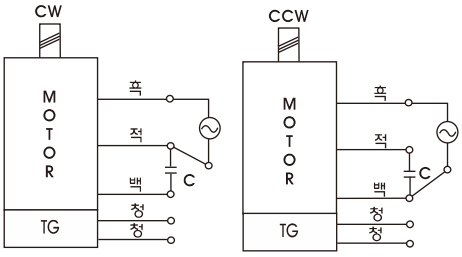

※회전방향은 출력축에서 볼경우

DIMENSIONS

K8G□B(C)

K8RG25N□-SP + K8G□B(C)

DECIMAL GEARHEAD

K8G10BX

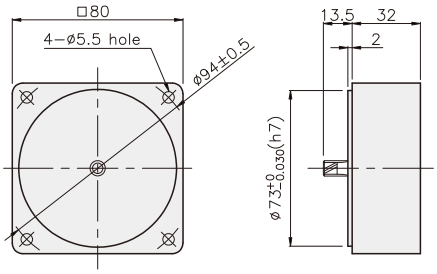

GEARHEAD

K8G□B(C)

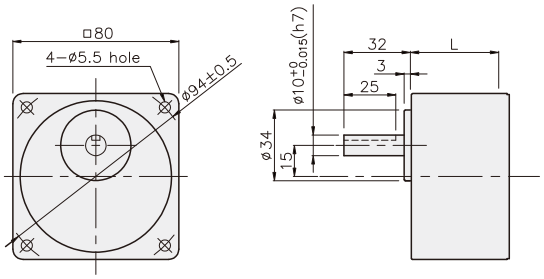

KEY SPEC

● KEY

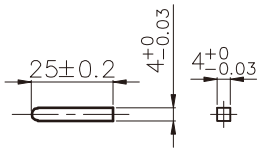

● KEY GROOVE

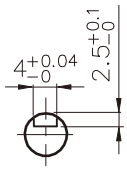

치수도표

품번	L	적용기종	취부 BOLT
01	32	K8G3~18B(C)	M5 P0.8 X 50
02	42.5	K8G20~250B(C)	M5 P0.8 X 65
03	32	K8G10BX	M5 P0.8 X 95

무게

PART		WEIGHT(kg)
MOTOR		1.60
DECIMAL GEARHEAD		0.46
GEAR HEAD	K8G3~18B(C)	0.51
	K8G20~40B(C)	0.64
	K8G50~250B(C)	0.70

K8RG25N□-SP + K8G□B(C)

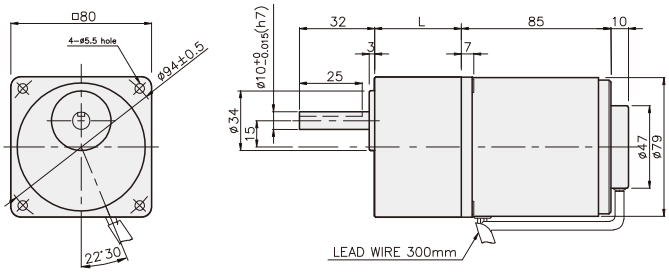

OPEN TYPE MOTOR

25W □80mm LEAD WIRE TYPE

DIMENSIONS

K8I□25A□

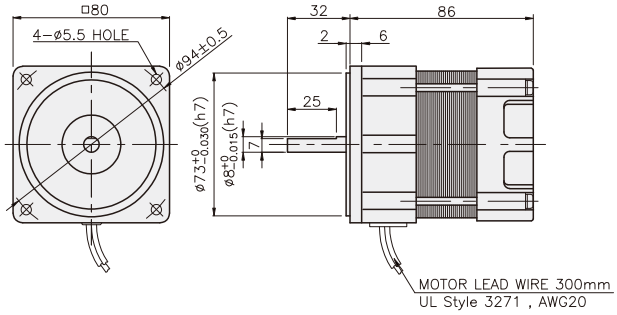

CONNECTION DIAGRAMS

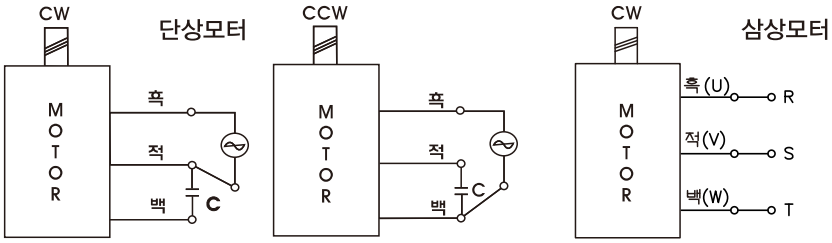

회전방향은 출력축에서 볼 경우

CCW는 U,V,W중 2선을 바꾸어 결선

SPECIFICATIONS

25W 연속정격, 4극

Model		Voltage (V)	Frequency (Hz)	Current (A)	Start T. (N·m/kgf·cm)	Rated T. (N·m/kgf·cm)	Speed (rpm)	Condenser (μF)
K8I□25AJ	단상	100	50	0.59	0.11	0.195/1.95	1250	7
			60	0.54	1.1	0.16/1.6	1550	
K8I□25AU		110	60	0.48	0.09/0.9	0.165	1500	5
		115		0.5	0.095/0.95	1.65		
K8I□25AL		200	50	0.26	0.115	0.195/1.95	1250	1.8
			60	0.28	1.15	0.16/1.6	1550	
K8I□25AC		220	50	0.28	0.11	0.195/1.95	1250	1.5
			60	0.25	1.1	0.16/1.6	1550	
		230	50	0.29	0.12	0.195/1.95	1250	
			60	0.26	1.2	0.16/1.6	1550	
K8I□25AD		240	50	0.3	0.11/1.1	0.195/1.95	1250	1.2
K8I□25AT	삼상	200	50	0.27	0.5/5	0.19/1.9	1300	–
			60	0.24	0.4/4	0.16/1.6	1550	
K8I□25AH		220	50	0.28	0.6/6	0.185/1.85	1350	–
			60	0.24	0.48/4.8	0.155/1.55	1600	
		230	50	0.29	0.65/6.5	0.185/1.85	1350	
			60	0.25	0.52/5.2	0.155/1.55	1600	
K8I□25AM		380	50	0.17	0.6/6	0.19/1.9	1300	–
			60	0.14	0.48/4.8	0.155/1.55	1600	
K8I□25AV		400	50	0.17	0.73/7.3	0.19/1.9	1300	–
			60	0.15	0.6/6	0.155/1.55	1600	
K8I□25AQ		415	50	0.13	0.55/5.5	0.19/1.9	1300	–
			60	0.11	0.4/4	0.155/1.55	1600	
K8I□25AZ		440	50	0.14	0.63/6.3	0.19/1.9	1300	–
			60	0.12	0.5/5	0.155/1.55	1600	

* 모터의 사양은 INDUCTION MOTOR와 동일합니다. 적용 GEARHEAD K6G□B(C) SERIES 입니다.
* 적용 GEARHEAD 및 감속비별 출력 TORQUE 값을 알고 싶으시면 INDUCTION MOTOR의 RATED TORQUE OF GEARHEAD를 확인하십시오.
* □ : SHAFT 형상 (S : STRAIGHT, G: PINION)